

Han E[®] / Han[®] ES/ESS/EE/EEE



Contents	Page
Han E [®]	03.3
Han [®] ES/ESS	03.12
Han [®] EE.....	03.22
Han [®] EEE	03.29
Contacts	03.32

Han
E/EE

Modified contact arrangements Han® EE

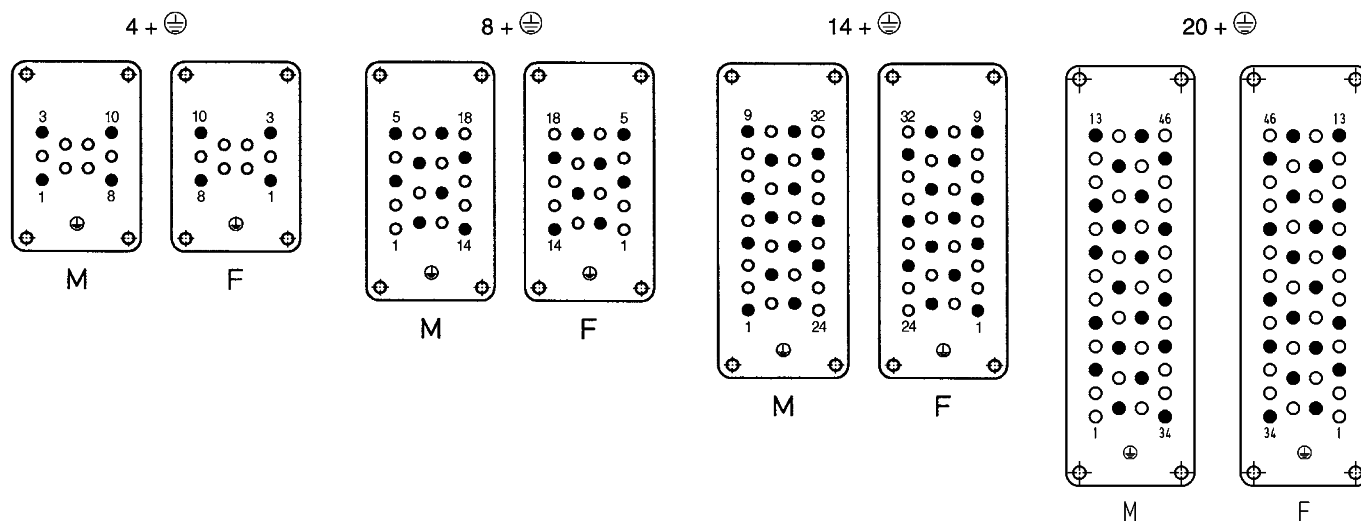


The connector series Han® EE equipped with all contacts may be used for voltages up to 500 V ~ pollution degree 3. A modified contact loading arrangement permits use up to 1000 V ~ pollution degree also in pollution degree 3. Fully equipped connectors may also be used up to 1000 V ~ but in a lower pollution degree. See chapter 00. According to IEC 61984 connectors should not be coupled or decoupled under electrical load.

Han
E/EE

690 V Pollution degree 3

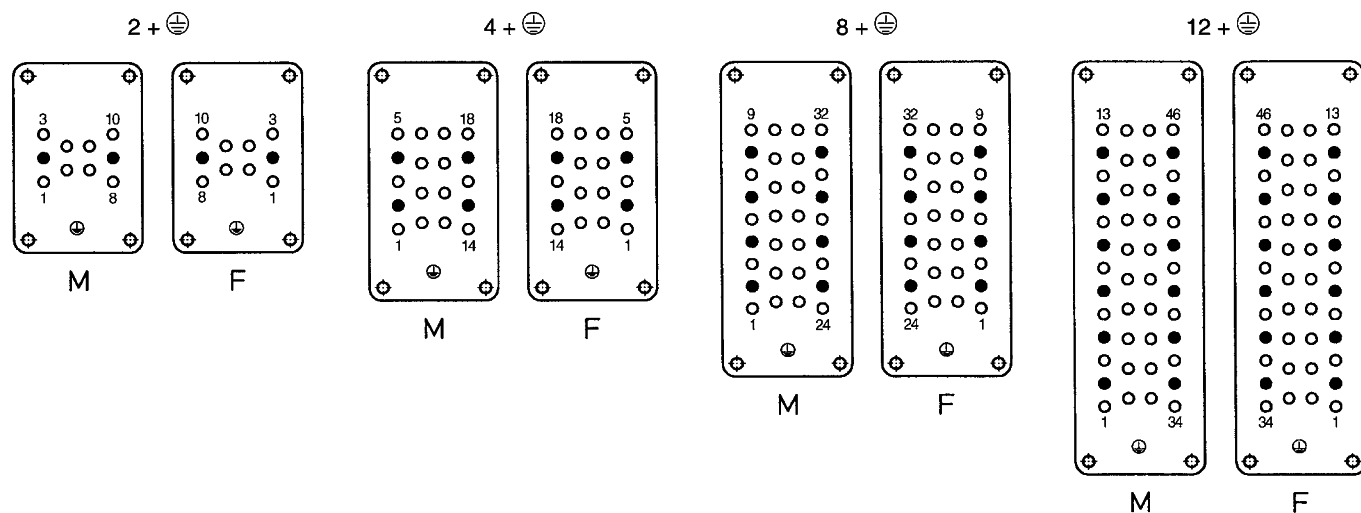
Contact arrangement view from termination side



• Working contact ○ Without contact M - Male insert F - Female insert

1000 V Pollution degree 3

Contact arrangement view from termination side



• Working contact ○ Without contact M - Male insert F - Female insert

Features

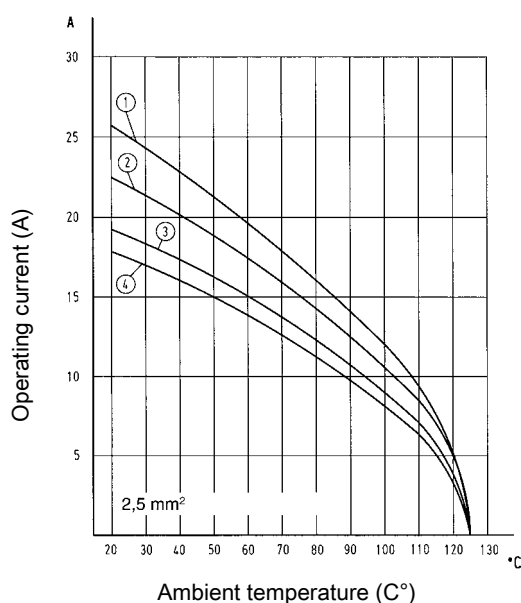
- Covers a wide range of cross core sections
- Screw termination with wire protection

Derating

Current carrying capacity

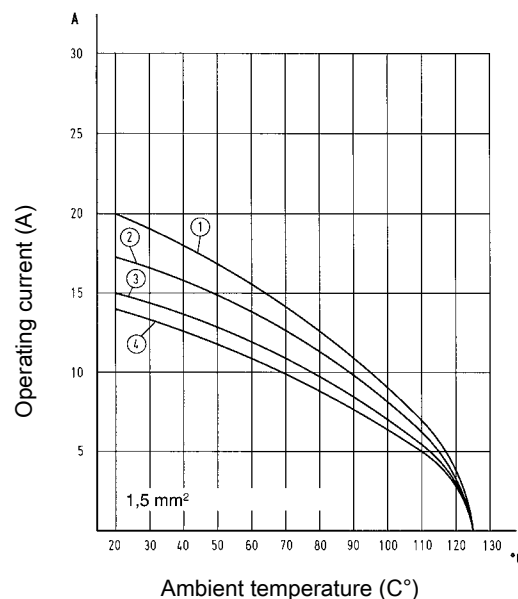
The current carrying capacity of the connectors is limited by the thermal load capability of the contact element material including the connections and the insulating parts. The derating curve is therefore valid for currents which flow constantly (non-intermittent) through each contact element of the connector evenly, without exceeding the allowed maximum temperature.

Measuring and testing techniques acc. to IEC 60512-5-2



- ① Han® 6 E
- ② Han® 10 E
- ③ Han® 16 E Han® 32 E
- ④ Han® 24 E Han® 48 E

Derating



- ① Han® 6 E
- ② Han® 10 E
- ③ Han® 16 E Han® 32 E
- ④ Han® 24 E Han® 48 E

Technical characteristics

Contacts	6, 10, 16, 24, 32, 48
Electrical data acc. to IEC 61984	16 A 500 V 6 kV 3
Rated current	16 A
Rated voltage	500 V
Rated impulse voltage	6 kV
Pollution degree	3
Rated voltage acc. to UL	600 V
Rated voltage acc. to CSA	600 V
Insulation resistance	≥10 ¹⁰ Ohm
Limiting temperatures	-40 °C ... 125 °C
Flammability (insert) acc. to UL 94	V 0
Mating cycles	≥500
Tightening torque	0.5 Nm
Material (insert)	polycarbonate
Colour (insert)	RAL 7032 (light grey)

Specifications and approvals

IEC 60664-1
IEC 61984



Details

Internal use in the switch cabinet in conjunction with Han-Snap® (see chapter 11)

Suitable for hoods/housings of series Han® B, Han® M, Han® EMV, Han® HPR, Han® Easy Hood (see chapter 31)

Han E®

Size 6 B


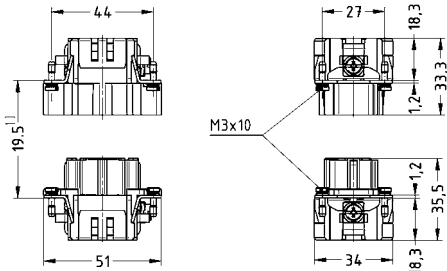

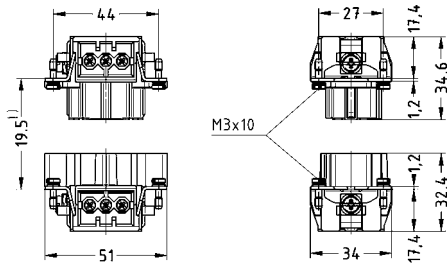
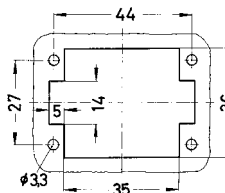


Number of contacts

6+

500 V
16 A

Han E/EE



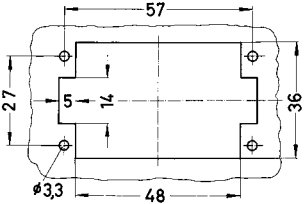
Identification	Wire cross section (mm ²)	Part number male female		Drawing Dimensions in mm
<p>Han E®, Crimp terminal</p>  <p>Please order crimp contacts separately.</p>		09 33 006 2602	09 33 006 2702	 <p>1) Distance for contact max. 21 mm</p>
<p>Han E®, Screw terminal, with wire protection, contact resistance ≤1 mOhm</p> 	0.75 – 2.5	09 33 006 2601	09 33 006 2701	 <p>1) Distance for contact max. 21 mm</p> <div style="display: flex; justify-content: space-around; align-items: center;"> <div data-bbox="1233 1339 1353 1496"> <p>M</p> </div> <div data-bbox="1361 1339 1469 1496"> <p>F</p> </div> </div> <p>Contact arrangement (view from termination side)</p>  <p>Panel cut out</p>

Number of contacts

10+

500 V
16 A

Han
E/EE

Identification	Wire cross section (mm ²)	Part number male female		Drawing Dimensions in mm																								
<p>Han E®, Crimp terminal</p>  <p>Please order crimp contacts separately.</p>		09 33 010 2602	09 33 010 2702	<p>1) Distance for contact max. 21 mm</p>																								
<p>Han E®, Screw terminal, with wire protection, contact resistance ≤1 mOhm</p> 	0.75 – 2.5	09 33 010 2601	09 33 010 2701	<p>1) Distance for contact max. 21 mm</p> <div style="display: flex; justify-content: space-around; align-items: center;"> <table border="1" data-bbox="1270 1294 1385 1473"> <tr><td>⊕</td><td>⊖</td></tr> <tr><td>6 ● ● 1</td><td></td></tr> <tr><td>7 ● ● 2</td><td></td></tr> <tr><td>8 ● ● 3</td><td></td></tr> <tr><td>9 ● ● 4</td><td></td></tr> <tr><td>10 ● ● 5</td><td></td></tr> </table> <table border="1" data-bbox="1394 1294 1509 1473"> <tr><td>⊖</td><td>⊕</td></tr> <tr><td>1 ● ● 6</td><td></td></tr> <tr><td>2 ● ● 7</td><td></td></tr> <tr><td>3 ● ● 8</td><td></td></tr> <tr><td>4 ● ● 9</td><td></td></tr> <tr><td>5 ● ● 10</td><td></td></tr> </table> </div> <p style="text-align: center;">M F</p> <p>Contact arrangement (view from termination side)</p>  <p>Panel cut out</p>	⊕	⊖	6 ● ● 1		7 ● ● 2		8 ● ● 3		9 ● ● 4		10 ● ● 5		⊖	⊕	1 ● ● 6		2 ● ● 7		3 ● ● 8		4 ● ● 9		5 ● ● 10	
⊕	⊖																											
6 ● ● 1																												
7 ● ● 2																												
8 ● ● 3																												
9 ● ● 4																												
10 ● ● 5																												
⊖	⊕																											
1 ● ● 6																												
2 ● ● 7																												
3 ● ● 8																												
4 ● ● 9																												
5 ● ● 10																												

Han E®

Size 16 B


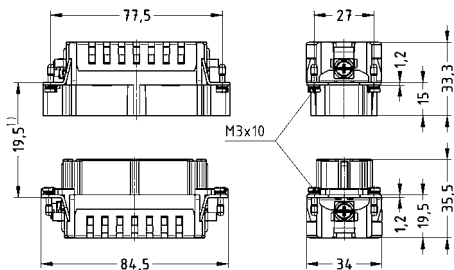

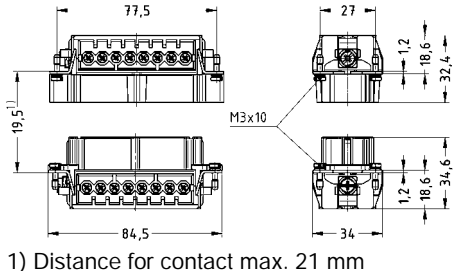
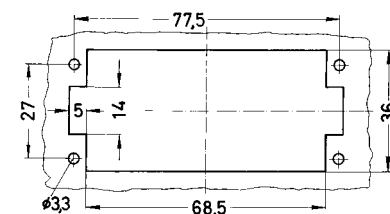


Number of contacts

16+

500 V
16 A

Han E/EE


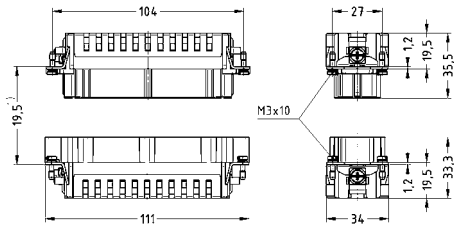

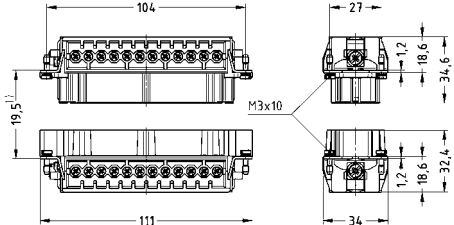
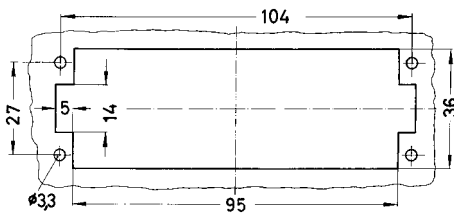
Identification	Wire cross section (mm²)	Part number male female		Drawing Dimensions in mm																																																
<p>Han E®, Crimp terminal</p>  <p>Please order crimp contacts separately.</p>		09 33 016 2602	09 33 016 2702	 <p>1) Distance for contact max. 21 mm</p>																																																
<p>Han E®, Screw terminal, with wire protection, contact resistance ≤1 mOhm</p> 	0.75 – 2.5	09 33 016 2601	09 33 016 2701	 <p>1) Distance for contact max. 21 mm</p> <div style="display: flex; justify-content: space-around; align-items: center;"> <table border="1" data-bbox="1197 1310 1324 1590"> <tr><td>9</td><td>●</td><td>1</td></tr> <tr><td>10</td><td>●</td><td>2</td></tr> <tr><td>11</td><td>●</td><td>3</td></tr> <tr><td>12</td><td>●</td><td>4</td></tr> <tr><td>13</td><td>●</td><td>5</td></tr> <tr><td>14</td><td>●</td><td>6</td></tr> <tr><td>15</td><td>●</td><td>7</td></tr> <tr><td>16</td><td>●</td><td>8</td></tr> </table> <table border="1" data-bbox="1340 1310 1468 1590"> <tr><td>1</td><td>●</td><td>9</td></tr> <tr><td>2</td><td>●</td><td>10</td></tr> <tr><td>3</td><td>●</td><td>11</td></tr> <tr><td>4</td><td>●</td><td>12</td></tr> <tr><td>5</td><td>●</td><td>13</td></tr> <tr><td>6</td><td>●</td><td>14</td></tr> <tr><td>7</td><td>●</td><td>15</td></tr> <tr><td>8</td><td>●</td><td>16</td></tr> </table> </div> <p style="text-align: center;">M F</p> <p>Contact arrangement (view from termination side)</p>  <p>Panel cut out</p>	9	●	1	10	●	2	11	●	3	12	●	4	13	●	5	14	●	6	15	●	7	16	●	8	1	●	9	2	●	10	3	●	11	4	●	12	5	●	13	6	●	14	7	●	15	8	●	16
9	●	1																																																		
10	●	2																																																		
11	●	3																																																		
12	●	4																																																		
13	●	5																																																		
14	●	6																																																		
15	●	7																																																		
16	●	8																																																		
1	●	9																																																		
2	●	10																																																		
3	●	11																																																		
4	●	12																																																		
5	●	13																																																		
6	●	14																																																		
7	●	15																																																		
8	●	16																																																		

Number of contacts

24+

500 V
16 A

Han
E/EE

Identification	Wire cross section (mm ²)	Part number male female		Drawing Dimensions in mm																																																																								
<p>Han E®, Crimp terminal</p>  <p>Please order crimp contacts separately.</p>		09 33 024 2602	09 33 024 2702	 <p>1) Distance for contact max. 21 mm</p>																																																																								
<p>Han E®, Screw terminal, with wire protection, contact resistance ≤1 mOhm</p> 	0.75 – 2.5	09 33 024 2601	09 33 024 2701	 <p>1) Distance for contact max. 21 mm</p> <div style="display: flex; justify-content: space-around; align-items: center;"> <table border="1" data-bbox="1292 1254 1388 1534"> <tr><td>13</td><td>●</td><td>1</td></tr><tr><td>14</td><td>●</td><td>2</td></tr><tr><td>15</td><td>●</td><td>3</td></tr><tr><td>16</td><td>●</td><td>4</td></tr><tr><td>17</td><td>●</td><td>5</td></tr><tr><td>18</td><td>●</td><td>6</td></tr><tr><td>19</td><td>●</td><td>7</td></tr><tr><td>20</td><td>●</td><td>8</td></tr><tr><td>21</td><td>●</td><td>9</td></tr><tr><td>22</td><td>●</td><td>10</td></tr><tr><td>23</td><td>●</td><td>11</td></tr><tr><td>24</td><td>●</td><td>12</td></tr> </table> <table border="1" data-bbox="1404 1254 1500 1534"> <tr><td>1</td><td>●</td><td>13</td></tr><tr><td>2</td><td>●</td><td>14</td></tr><tr><td>3</td><td>●</td><td>15</td></tr><tr><td>4</td><td>●</td><td>16</td></tr><tr><td>5</td><td>●</td><td>17</td></tr><tr><td>6</td><td>●</td><td>18</td></tr><tr><td>7</td><td>●</td><td>19</td></tr><tr><td>8</td><td>●</td><td>20</td></tr><tr><td>9</td><td>●</td><td>21</td></tr><tr><td>10</td><td>●</td><td>22</td></tr><tr><td>11</td><td>●</td><td>23</td></tr><tr><td>12</td><td>●</td><td>24</td></tr> </table> </div> <p style="text-align: center;">M F</p> <p>Contact arrangement (view from termination side)</p>  <p>Panel cut out</p>	13	●	1	14	●	2	15	●	3	16	●	4	17	●	5	18	●	6	19	●	7	20	●	8	21	●	9	22	●	10	23	●	11	24	●	12	1	●	13	2	●	14	3	●	15	4	●	16	5	●	17	6	●	18	7	●	19	8	●	20	9	●	21	10	●	22	11	●	23	12	●	24
13	●	1																																																																										
14	●	2																																																																										
15	●	3																																																																										
16	●	4																																																																										
17	●	5																																																																										
18	●	6																																																																										
19	●	7																																																																										
20	●	8																																																																										
21	●	9																																																																										
22	●	10																																																																										
23	●	11																																																																										
24	●	12																																																																										
1	●	13																																																																										
2	●	14																																																																										
3	●	15																																																																										
4	●	16																																																																										
5	●	17																																																																										
6	●	18																																																																										
7	●	19																																																																										
8	●	20																																																																										
9	●	21																																																																										
10	●	22																																																																										
11	●	23																																																																										
12	●	24																																																																										


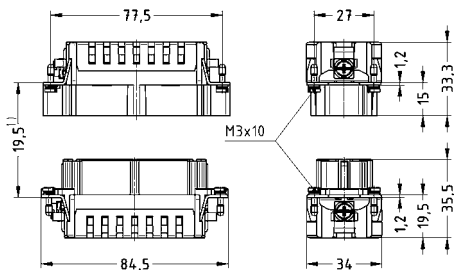

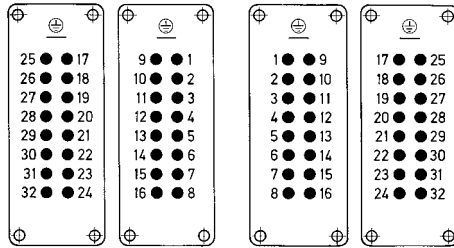

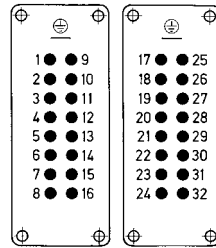
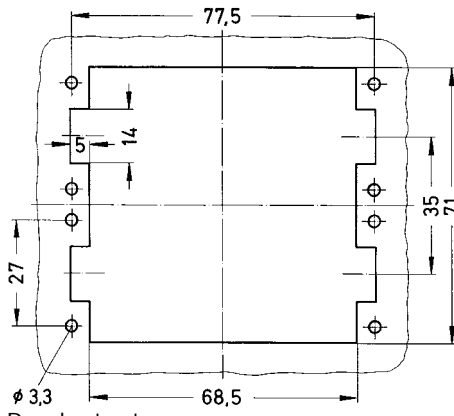



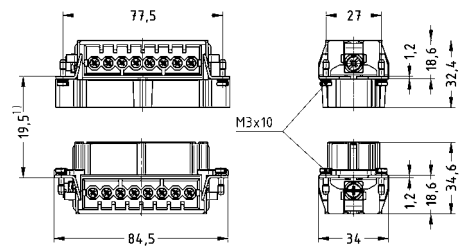

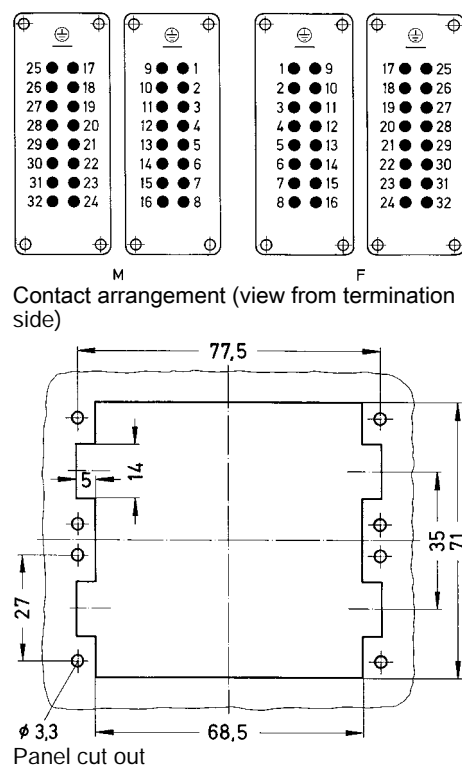
Number of contacts

32+

500 V
16 A

Han
E/EE

Identification	Wire cross section (mm²)	Part number		Drawing Dimensions in mm
		male	female	
<p>Han E®, Crimp terminal, 1 - 16</p>  <p>Please order crimp contacts separately. Please order two inserts for a complete assembly!</p>		09 33 016 2602	09 33 016 2702	 <p>1) Distance for contact max. 21 mm</p>
<p>Han E®, Crimp terminal, 17 - 32</p>  <p>Please order crimp contacts separately. Please order two inserts for a complete assembly!</p>		09 33 016 2612	09 33 016 2712	 <p> <div style="display: flex; justify-content: space-around;"> <div style="text-align: center;"> <p>M</p>  </div> <div style="text-align: center;"> <p>F</p>  </div> </div> </p> <p>Contact arrangement (view from termination side)</p>  <p>Panel cut out</p>

Identification	Wire cross section (mm ²)	Part number		Drawing Dimensions in mm
		male	female	
<p>Han E®, Screw terminal, 1 - 16, with wire protection, contact resistance ≤1 mOhm</p>  <p>Please order two inserts for a complete assembly!</p>	0.75 – 2.5	09 33 016 2601	09 33 016 2701	 <p>1) Distance for contact max. 21 mm</p>
<p>Han E®, Screw terminal, 17 - 32, with wire protection, contact resistance ≤1 mOhm</p>  <p>Please order two inserts for a complete assembly!</p>	0.75 – 2.5	09 33 016 2611	09 33 016 2711	 <p>Contact arrangement (view from termination side)</p>

Han E/EE


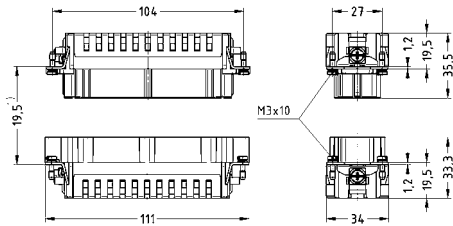


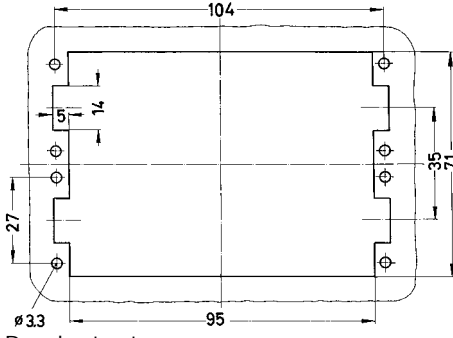


Number of contacts


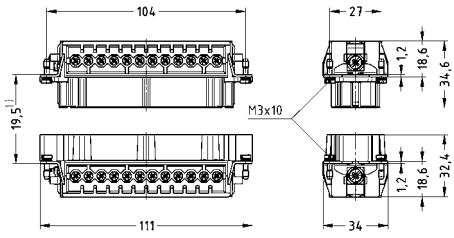


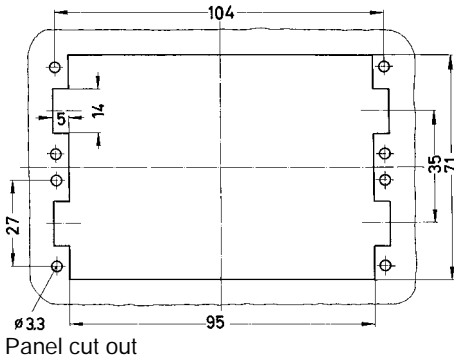
48+

500 V
16 A

Han
E/EE

Identification	Wire cross section (mm ²)	Part number		Drawing Dimensions in mm
		male	female	
<p>Han E®, Crimp terminal, 1 - 24</p>  <p>Please order crimp contacts separately. Please order two inserts for a complete assembly!</p>		09 33 024 2602	09 33 024 2702	 <p>1) Distance for contact max. 21 mm</p>
<p>Han E®, Crimp terminal, 25 - 48</p>  <p>Please order crimp contacts separately. Please order two inserts for a complete assembly!</p>		09 33 024 2612	09 33 024 2712	 <p>Contact arrangement (view from termination side)</p>  <p>Panel cut out</p>



Identification	Wire cross section (mm ²)	Part number		Drawing Dimensions in mm
		male	female	
<p>Han E®, Screw terminal, 1 - 24, with wire protection, contact resistance ≤1 mOhm</p>  <p>Please order two inserts for a complete assembly!</p>	0.75 – 2.5	09 33 024 2601	09 33 024 2701	 <p>1) Distance for contact max. 21 mm</p>
<p>Han E®, Screw terminal, 25 - 48, with wire protection, contact resistance ≤1 mOhm</p>  <p>Please order two inserts for a complete assembly!</p>	0.75 – 2.5	09 33 024 2611	09 33 024 2711	 <p>Contact arrangement (view from termination side)</p>  <p>Panel cut out</p>

Han E/EE

Features

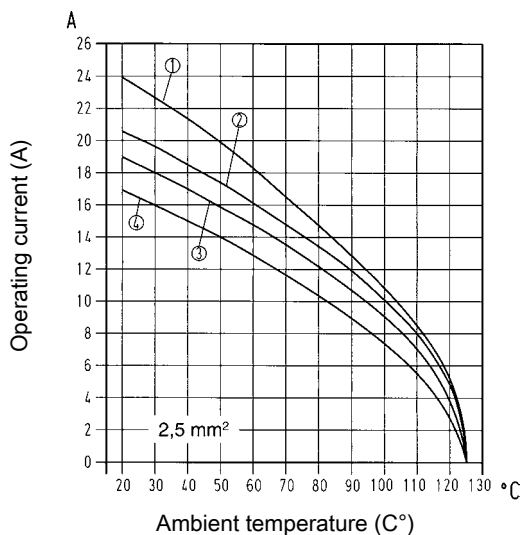
- Reliable cage clamp termination
- Han® ESS: two termination points per contact
- Vibration proofed
- No special tools required

Derating

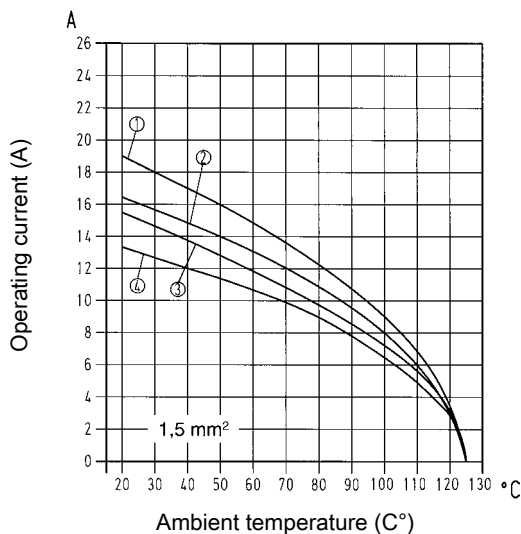
Current carrying capacity

The current carrying capacity of the connectors is limited by the thermal load capability of the contact element material including the connections and the insulating parts. The derating curve is therefore valid for currents which flow constantly (non-intermittent) through each contact element of the connector evenly, without exceeding the allowed maximum temperature.

Measuring and testing techniques acc. to IEC 60512-5-2

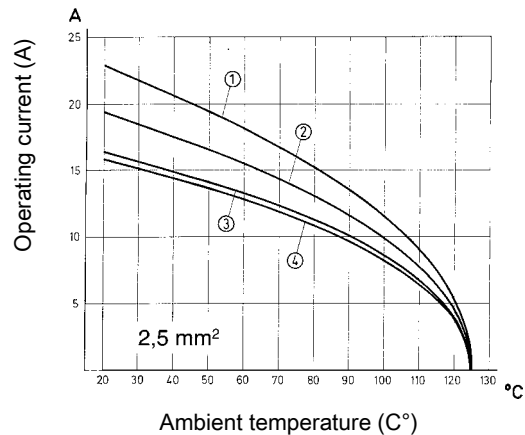


- ① Han® 6 ES
- ② Han® 10 ES
- ③ Han® 16 ES Han® 32 ES
- ④ Han® 24 ES Han® 48 ES

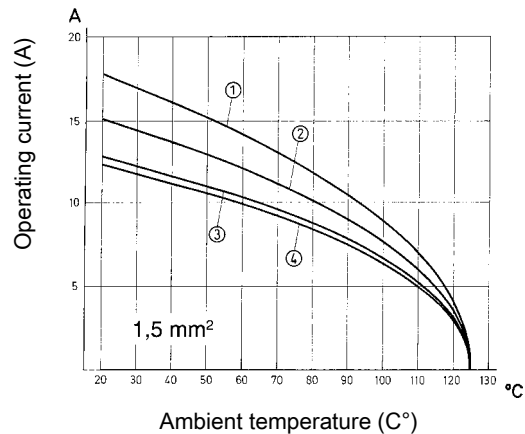


- ① Han® 6 ES
- ② Han® 10 ES
- ③ Han® 16 ES Han® 32 ES
- ④ Han® 24 ES Han® 48 ES

Derating



- ① Han® 6 ESS
- ② Han® 10 ESS
- ③ Han® 16 ESS Han® 32 ESS
- ④ Han® 24 ESS Han® 48 ESS



- ① Han® 6 ESS
- ② Han® 10 ESS
- ③ Han® 16 ESS Han® 32 ESS
- ④ Han® 24 ESS Han® 48 ESS

Technical characteristics

Contacts	6, 10, 16, 24, 32, 48
Electrical data acc. to IEC 61984	16 A 500 V 6 kV 3
Rated current	16 A
Rated voltage	500 V
Rated impulse voltage	6 kV
Pollution degree	3
Rated voltage acc. to UL	600 V
Rated voltage acc. to CSA	600 V
Insulation resistance	≥10 ¹⁰ Ohm
Limiting temperatures	-40 °C ... 125 °C
Flammability (insert) acc. to UL 94	V 0
Mating cycles	≥500
Material (insert)	polycarbonate
Colour (insert)	RAL 7032 (light grey)
Material (contact)	copper alloy



Specifications and approvals

IEC 60664-1
IEC 61984



Details

Internal use in the switch cabinet in conjunction with Han-Snap®
(see chapter 11)

Suitable for hoods/housings of series Han® B, Han® M, Han®
EMV, Han® HPR, Han® Easy Hood (see chapter 31)

Han
E/EE

Han® ES/ESS

Size 6 B


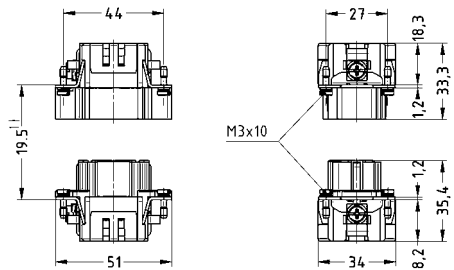

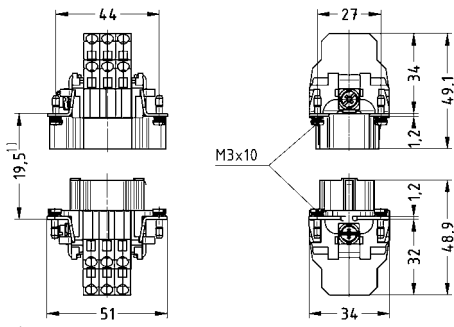


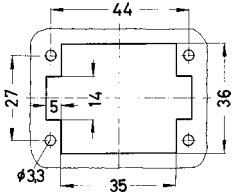


Number of contacts

6+

500 V
16 A

Han
E/EE

Identification	Wire cross section (mm ²)	Part number		Drawing Dimensions in mm
		male	female	
<p>Han® ES, Cage-clamp terminal, silver plated contacts, contact resistance ≤3 mOhm</p> 	0.14 – 2.5	09 33 006 2616	09 33 006 2716	 <p>1) Distance for contact max. 21 mm</p>
<p>Han® ESS, Cage-clamp terminal, silver plated contacts, contact resistance ≤3 mOhm</p>  <p>two terminals per contact</p>	0.14 – 2.5	09 33 006 2672	09 33 006 2772	 <p>1) Distance for contact max. 21 mm</p> <div style="display: flex; justify-content: space-around; align-items: center;">   </div> <p style="text-align: center;">M F</p> <p>Contact arrangement (view from termination side)</p>  <p>Panel cut out</p>

Han® ES/ESS

Size 10 B


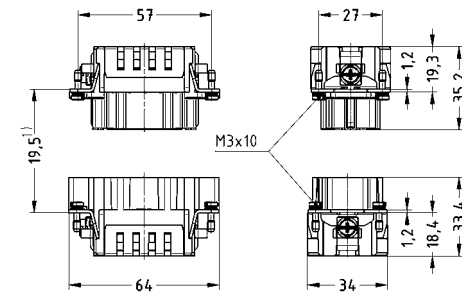

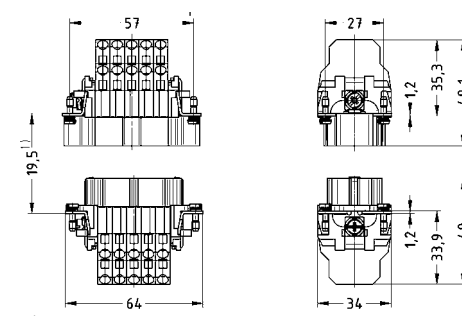
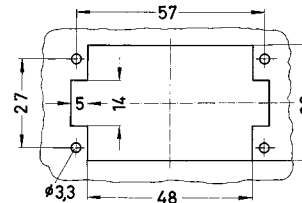


Number of contacts

10+

500 V
16 A

Han
E/EE

Identification	Wire cross section (mm ²)	Part number male female		Drawing Dimensions in mm																														
<p>Han® ES, Cage-clamp terminal, silver plated contacts, contact resistance ≤3 mOhm</p> 	0.14 – 2.5	09 33 010 2616	09 33 010 2716	 <p>1) Distance for contact max. 21 mm</p>																														
<p>Han® ESS, Cage-clamp terminal, silver plated contacts, contact resistance ≤3 mOhm</p>  <p>two terminals per contact</p>	0.14 – 2.5	09 33 010 2672	09 33 010 2772	 <p>1) Distance for contact max. 21 mm</p> <div style="display: flex; justify-content: space-around; align-items: center;"> <table border="1" style="border-collapse: collapse; text-align: center;"> <tr><td>6</td><td>●</td><td>1</td></tr> <tr><td>7</td><td>●</td><td>2</td></tr> <tr><td>8</td><td>●</td><td>3</td></tr> <tr><td>9</td><td>●</td><td>4</td></tr> <tr><td>10</td><td>●</td><td>5</td></tr> </table> <table border="1" style="border-collapse: collapse; text-align: center;"> <tr><td>1</td><td>●</td><td>6</td></tr> <tr><td>2</td><td>●</td><td>7</td></tr> <tr><td>3</td><td>●</td><td>8</td></tr> <tr><td>4</td><td>●</td><td>9</td></tr> <tr><td>5</td><td>●</td><td>10</td></tr> </table> </div> <p style="text-align: center;">M F</p> <p>Contact arrangement (view from termination side)</p>  <p>Panel cut out</p>	6	●	1	7	●	2	8	●	3	9	●	4	10	●	5	1	●	6	2	●	7	3	●	8	4	●	9	5	●	10
6	●	1																																
7	●	2																																
8	●	3																																
9	●	4																																
10	●	5																																
1	●	6																																
2	●	7																																
3	●	8																																
4	●	9																																
5	●	10																																

Han® ES/ESS

Size 16 B


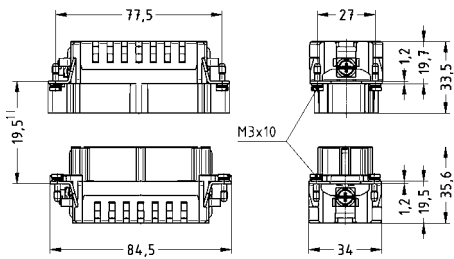

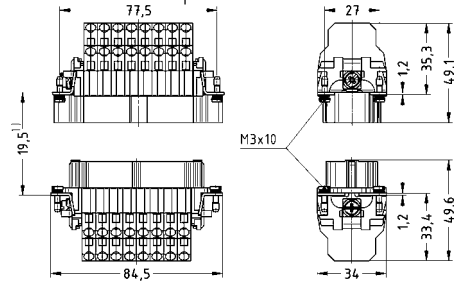


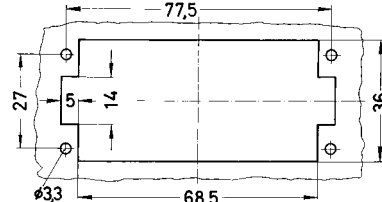


Number of contacts

16+

500 V
16 A

Han
E/EE

Identification	Wire cross section (mm²)	Part number		Drawing Dimensions in mm
		male	female	
<p>Han® ES, Cage-clamp terminal, silver plated contacts, contact resistance ≤3 mOhm</p> 	0.14 – 2.5	09 33 016 2616	09 33 016 2716	 <p>1) Distance for contact max. 21 mm</p>
<p>Han® ESS, Cage-clamp terminal, silver plated contacts, contact resistance ≤3 mOhm</p>  <p>two terminals per contact</p>	0.14 – 2.5	09 33 016 2672	09 33 016 2772	 <p>1) Distance for contact max. 21 mm</p> <div style="display: flex; justify-content: space-around; align-items: center;"> <div style="text-align: center;">  <p>M</p> </div> <div style="text-align: center;">  <p>F</p> </div> </div> <p>Contact arrangement (view from termination side)</p>  <p>Panel cut out</p>

Han® ES/ESS

Size 24 B


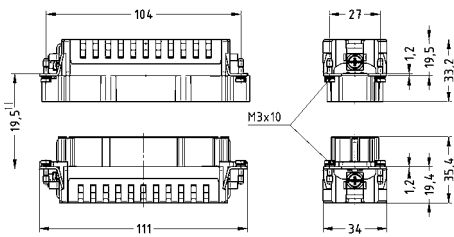

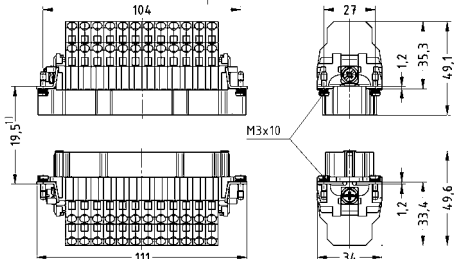


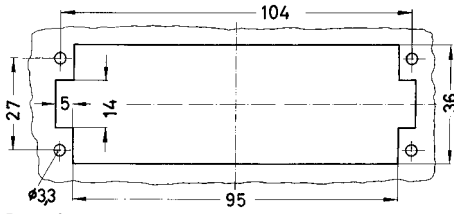


Number of contacts

24+

500 V
16 A

Han
E/EE

Identification	Wire cross section (mm ²)	Part number		Drawing Dimensions in mm
		male	female	
Han® ES, Cage-clamp terminal, silver plated contacts, contact resistance ≤3 mOhm 	0.14 – 2.5	09 33 024 2616	09 33 024 2716	 <p>1) Distance for contact max. 21 mm</p>
Han® ESS, Cage-clamp terminal, silver plated contacts, contact resistance ≤3 mOhm  two terminals per contact	0.14 – 2.5	09 33 024 2672	09 33 024 2772	 <p>1) Distance for contact max. 21 mm</p> <div style="display: flex; justify-content: space-around; align-items: center;"> <div style="text-align: center;">  <p>M</p> </div> <div style="text-align: center;">  <p>F</p> </div> </div> <p>Contact arrangement (view from termination side)</p>  <p>Panel cut out</p>

Han® ES/ESS

Size 32 B


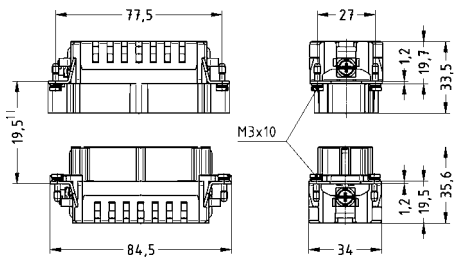

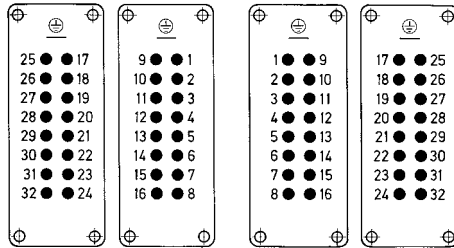
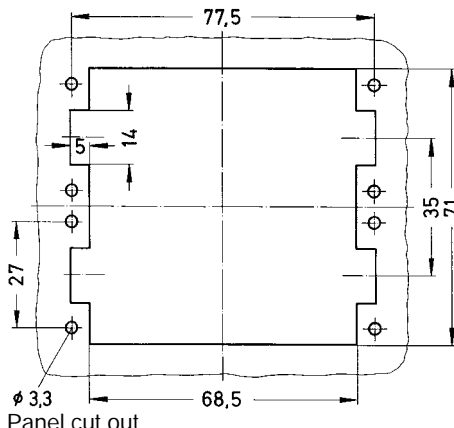


Number of contacts


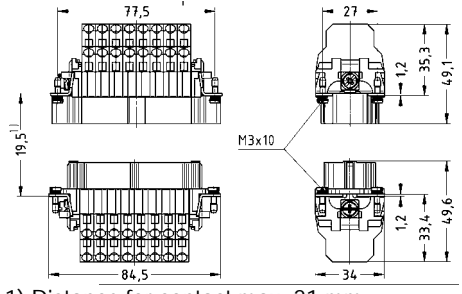

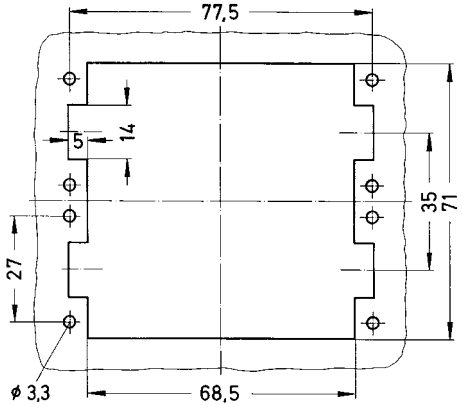
32+

500 V
16 A

Han
E/EE

Identification	Wire cross section (mm ²)	Part number		Drawing Dimensions in mm
		male	female	
<p>Han® ES, Cage-clamp terminal, 1 - 16, silver plated contacts, contact resistance ≤3 mOhm</p>  <p>Please order two inserts for a complete assembly!</p>	0.14 – 2.5	09 33 016 2616	09 33 016 2716	 <p>1) Distance for contact max. 21 mm</p>
<p>Han® ES, Cage-clamp terminal, 17 - 32, silver plated contacts, contact resistance ≤3 mOhm</p>  <p>Please order two inserts for a complete assembly!</p>	0.14 – 2.5	09 33 016 2626	09 33 016 2726	 <p>M F</p> <p>Contact arrangement (view from termination side)</p>  <p>Panel cut out</p>



Identification	Wire cross section (mm ²)	Part number		Drawing Dimensions in mm																																																																																																
		male	female																																																																																																	
<p>Han® ESS, Cage-clamp terminal, silver plated contacts, contact resistance ≤3 mOhm</p>  <p>Please order two inserts for a complete assembly!</p>	0.14 – 2.5	09 33 016 2672	09 33 016 2772	 <p>1) Distance for contact max. 21 mm</p>  <p> <table border="1" style="display: inline-table; margin-right: 20px;"> <tr><td>9</td><td>●</td><td>1</td></tr><tr><td>10</td><td>●</td><td>2</td></tr><tr><td>11</td><td>●</td><td>3</td></tr><tr><td>12</td><td>●</td><td>4</td></tr><tr><td>13</td><td>●</td><td>5</td></tr><tr><td>14</td><td>●</td><td>6</td></tr><tr><td>15</td><td>●</td><td>7</td></tr><tr><td>16</td><td>●</td><td>8</td></tr></table> <table border="1" style="display: inline-table; margin-right: 20px;"> <tr><td>9</td><td>●</td><td>1</td></tr><tr><td>10</td><td>●</td><td>2</td></tr><tr><td>11</td><td>●</td><td>3</td></tr><tr><td>12</td><td>●</td><td>4</td></tr><tr><td>13</td><td>●</td><td>5</td></tr><tr><td>14</td><td>●</td><td>6</td></tr><tr><td>15</td><td>●</td><td>7</td></tr><tr><td>16</td><td>●</td><td>8</td></tr></table> <table border="1" style="display: inline-table; margin-right: 20px;"> <tr><td>1</td><td>●</td><td>9</td></tr><tr><td>2</td><td>●</td><td>10</td></tr><tr><td>3</td><td>●</td><td>11</td></tr><tr><td>4</td><td>●</td><td>12</td></tr><tr><td>5</td><td>●</td><td>13</td></tr><tr><td>6</td><td>●</td><td>14</td></tr><tr><td>7</td><td>●</td><td>15</td></tr><tr><td>8</td><td>●</td><td>16</td></tr></table> <table border="1" style="display: inline-table;"> <tr><td>1</td><td>●</td><td>9</td></tr><tr><td>2</td><td>●</td><td>10</td></tr><tr><td>3</td><td>●</td><td>11</td></tr><tr><td>4</td><td>●</td><td>12</td></tr><tr><td>5</td><td>●</td><td>13</td></tr><tr><td>6</td><td>●</td><td>14</td></tr><tr><td>7</td><td>●</td><td>15</td></tr><tr><td>8</td><td>●</td><td>16</td></tr></table> </p> <p>M F</p> <p>Contact arrangement (view from termination side)</p>  <p>Panel cut out</p>	9	●	1	10	●	2	11	●	3	12	●	4	13	●	5	14	●	6	15	●	7	16	●	8	9	●	1	10	●	2	11	●	3	12	●	4	13	●	5	14	●	6	15	●	7	16	●	8	1	●	9	2	●	10	3	●	11	4	●	12	5	●	13	6	●	14	7	●	15	8	●	16	1	●	9	2	●	10	3	●	11	4	●	12	5	●	13	6	●	14	7	●	15	8	●	16
9	●	1																																																																																																		
10	●	2																																																																																																		
11	●	3																																																																																																		
12	●	4																																																																																																		
13	●	5																																																																																																		
14	●	6																																																																																																		
15	●	7																																																																																																		
16	●	8																																																																																																		
9	●	1																																																																																																		
10	●	2																																																																																																		
11	●	3																																																																																																		
12	●	4																																																																																																		
13	●	5																																																																																																		
14	●	6																																																																																																		
15	●	7																																																																																																		
16	●	8																																																																																																		
1	●	9																																																																																																		
2	●	10																																																																																																		
3	●	11																																																																																																		
4	●	12																																																																																																		
5	●	13																																																																																																		
6	●	14																																																																																																		
7	●	15																																																																																																		
8	●	16																																																																																																		
1	●	9																																																																																																		
2	●	10																																																																																																		
3	●	11																																																																																																		
4	●	12																																																																																																		
5	●	13																																																																																																		
6	●	14																																																																																																		
7	●	15																																																																																																		
8	●	16																																																																																																		

Han E/EE


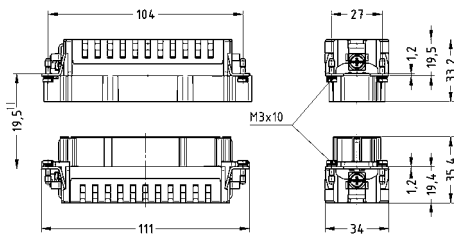


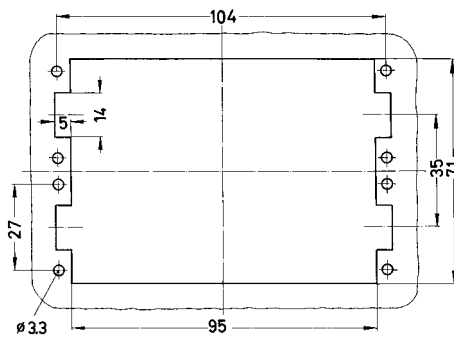


Number of contacts


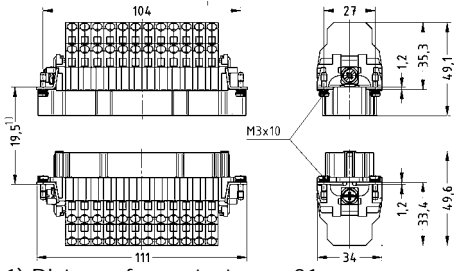

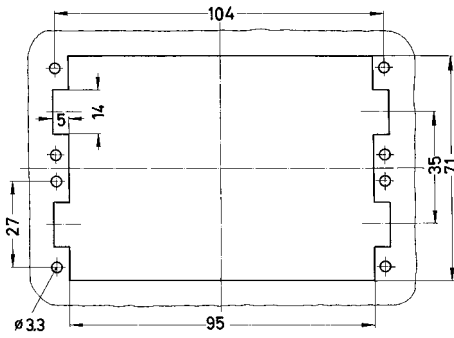
48+

500 V
16 A

Han
E/EE

Identification	Wire cross section (mm ²)	Part number		Drawing Dimensions in mm
		male	female	
<p>Han® ES, Cage-clamp terminal, 1 - 24, silver plated contacts, contact resistance ≤3 mOhm</p>  <p>Please order two inserts for a complete assembly!</p>	0.14 – 2.5	09 33 024 2616	09 33 024 2716	 <p>1) Distance for contact max. 21 mm</p>
<p>Han® ES, Cage-clamp terminal, 25 - 48, silver plated contacts, contact resistance ≤3 mOhm</p>  <p>Please order two inserts for a complete assembly!</p>	0.14 – 2.5	09 33 024 2626	09 33 024 2726	 <p> <div style="display: flex; justify-content: space-around;"> M F </div> </p> <p>Contact arrangement (view from termination side)</p>  <p>Panel cut out</p>



Identification	Wire cross section (mm ²)	Part number		Drawing Dimensions in mm
		male	female	
<p>Han® ESS, Cage-clamp terminal, silver plated contacts, contact resistance ≤3 mOhm</p>  <p>Please order two inserts for a complete assembly!</p>	0.14 – 2.5	09 33 024 2672	09 33 024 2772	 <p>1) Distance for contact max. 21 mm</p>  <p>M F</p> <p>Contact arrangement (view from termination side)</p>  <p>Panel cut out</p>

Han E/EE

Features

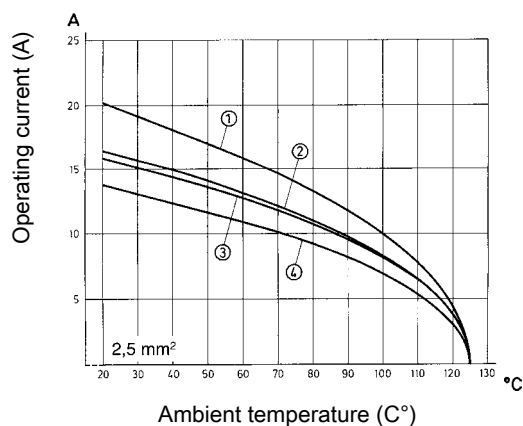
- Higher density of crimping contacts
- Coded insert
- Gold and silver contacts available

Derating

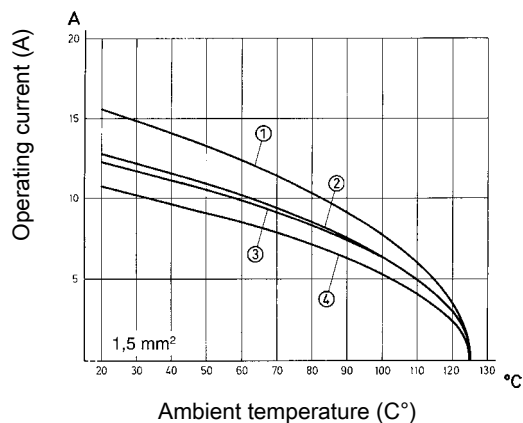
Current carrying capacity

The current carrying capacity of the connectors is limited by the thermal load capability of the contact element material including the connections and the insulating parts. The derating curve is therefore valid for currents which flow constantly (non-intermittent) through each contact element of the connector evenly, without exceeding the allowed maximum temperature.

Measuring and testing techniques acc. to IEC 60512-5-2



- ① Han® 10 EE
- ② Han® 18 EE
- ③ Han® 32 EE Han® 64 EE
- ④ Han® 46 EE Han® 92 EE



- ① Han® 10 EE
- ② Han® 18 EE
- ③ Han® 32 EE Han® 64 EE
- ④ Han® 46 EE Han® 92 EE

Technical characteristics

Contacts	10, 18, 32, 46, 64, 92
Electrical data acc. to IEC 61984	16 A 500 V 6 kV 3
Rated current	16 A
Rated voltage	500 V
Rated impulse voltage	6 kV
Pollution degree	3
Rated voltage acc. to UL	600 V
Rated voltage acc. to CSA	600 V
Insulation resistance	≥10 ¹⁰ Ohm
Limiting temperatures	-40 °C ... 125 °C
Flammability (insert) acc. to UL 94	V 0
Mating cycles	≥500
Material (insert)	polycarbonate
Colour (insert)	RAL 7032 (light grey)

Specifications and approvals

IEC 60664-1
IEC 61984



Details

Internal use in the switch cabinet in conjunction with Han-Snap® (see chapter 11)

Suitable for hoods/housings of series Han® B, Han® M, Han® EMV, Han® HPR, Han® Easy Hood (see chapter 31)


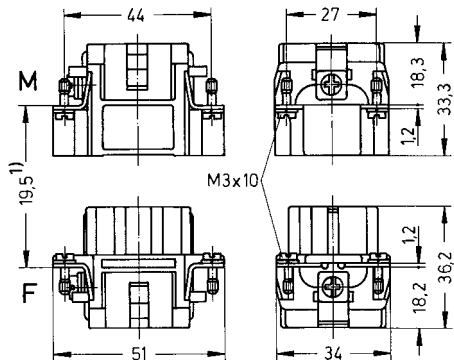
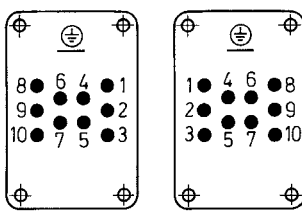
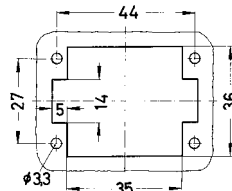


Number of contacts

10+

500 V
16 A


Han
E/EE

Identification	Part number		Drawing
	male	female	Dimensions in mm
<p>Han® EE, Crimp terminal</p> <div style="text-align: center;">  </div> <p>Please order crimp contacts separately.</p>	<p>09 32 010 3001</p>	<p>09 32 010 3101</p>	<div style="text-align: center;">  <p>1) Distance for contact max. 21 mm</p> </div> <div style="text-align: center; margin-top: 20px;">  <p>M F</p> <p>Contact arrangement (view from termination side)</p> </div> <div style="text-align: center; margin-top: 20px;">  <p>Panel cut out</p> </div>




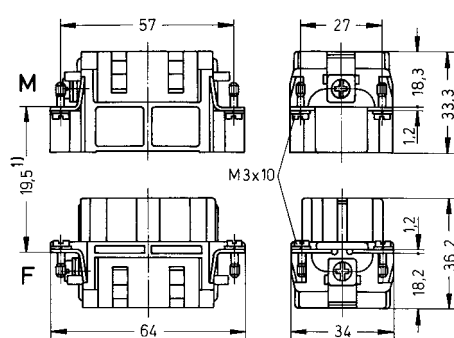
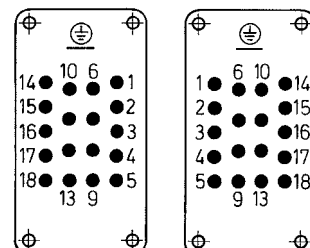
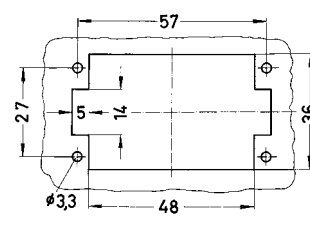
Number of contacts

18+



500 V
16 A

Han
E/EE

Identification	Part number		Drawing Dimensions in mm
	male	female	
<p>Han® EE, Crimp terminal</p>  <p>Please order crimp contacts separately.</p>	<p>09 32 018 3001</p>	<p>09 32 018 3101</p>	 <p>1) Distance for contact max. 21 mm</p>  <p>M F</p> <p>Contact arrangement (view from termination side)</p>  <p>Panel cut out</p>


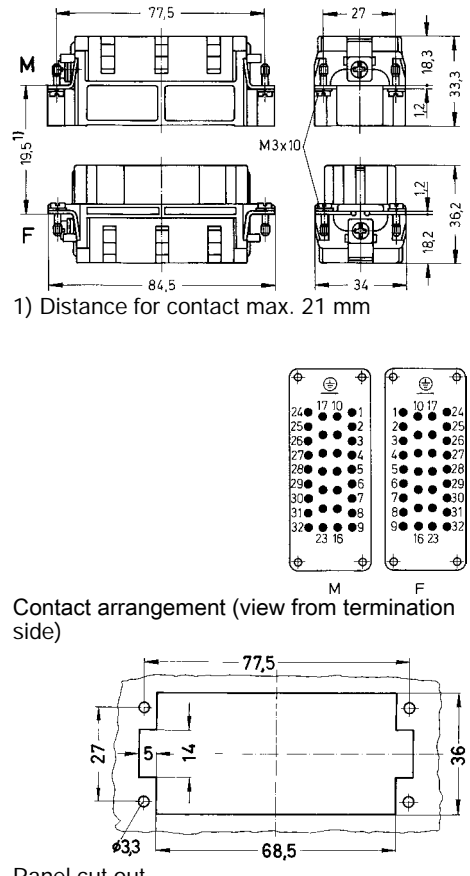


Number of contacts

32+

500 V
16 A


Han
E/EE

Identification	Part number		Drawing Dimensions in mm
	male	female	
<p>Han® EE, Crimp terminal</p>  <p>Please order crimp contacts separately.</p>	<p>09 32 032 3001</p>	<p>09 32 032 3101</p>	 <p>1) Distance for contact max. 21 mm</p> <p>Panel cut out</p>




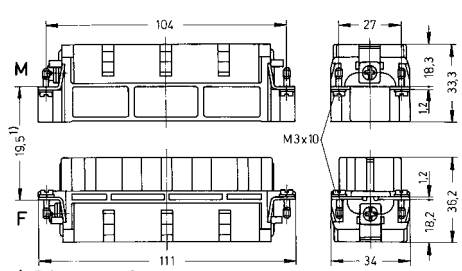
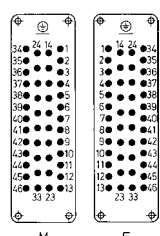
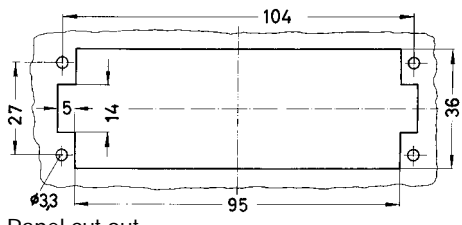
Number of contacts

46+



500 V
16 A

Han
E/EE

Identification	Part number		Drawing Dimensions in mm
	male	female	
Han® EE, Crimp terminal  Please order crimp contacts separately.	09 32 046 3001	09 32 046 3101	 <p>1) Distance for contact max. 21 mm</p>  <p> Contact arrangement (view from termination side) </p>  <p>Panel cut out</p>


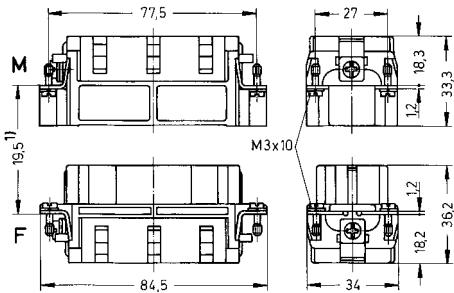

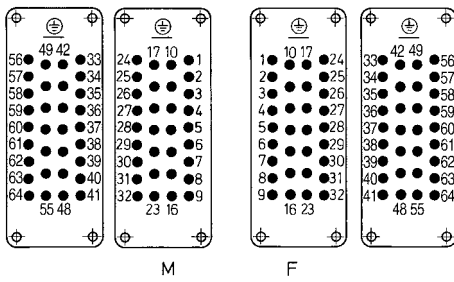
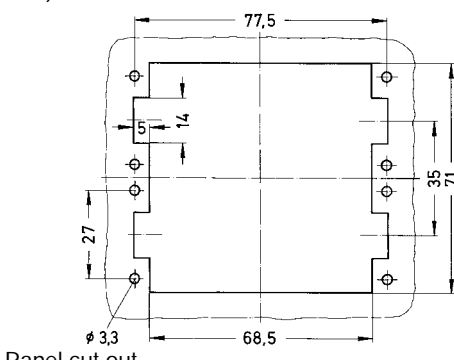


Number of contacts

64+

500 V
16 A

Han
E/EE

Identification	Part number		Drawing Dimensions in mm
	male	female	
<p>Han® EE, Crimp terminal, 1 - 32</p>  <p>Please order crimp contacts separately. Please order two inserts for a complete assembly!</p>	09 32 032 3001	09 32 032 3101	 <p>1) Distance for contact max. 21 mm</p>
<p>Han® EE, Crimp terminal, 33 - 64</p>  <p>Please order crimp contacts separately. Please order two inserts for a complete assembly!</p>	09 32 032 3011	09 32 032 3111	 <p>M F</p> <p>Contact arrangement (view from termination side)</p>  <p>Panel cut out</p>

Han® EE

Size 48 B


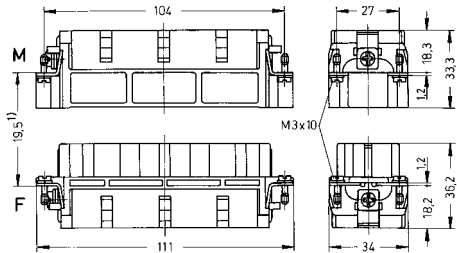

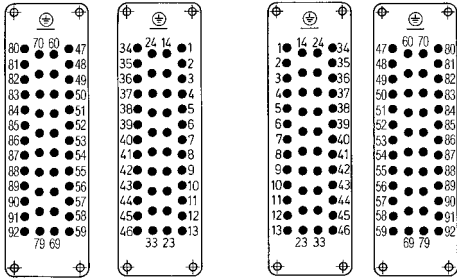
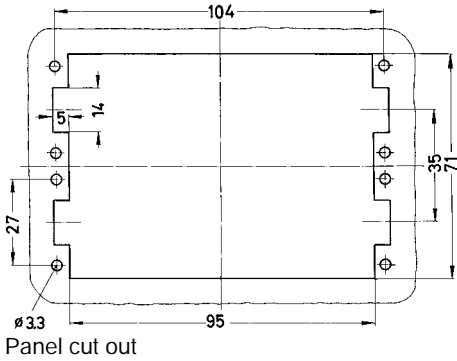


Number of contacts

92+

500 V
16 A

Han
E/EE

Identification	Part number		Drawing Dimensions in mm
	male	female	
<p>Han® EE, Crimp terminal, 1 - 46</p>  <p>Please order crimp contacts separately. Please order two inserts for a complete assembly!</p>	09 32 046 3001	09 32 046 3101	 <p>1) Distance for contact max. 21 mm</p>
<p>Han® EE, Crimp terminal, 47 - 92</p>  <p>Please order crimp contacts separately. Please order two inserts for a complete assembly!</p>	09 32 046 3011	09 32 046 3111	 <p>Contact arrangement (view from termination side)</p>  <p>Panel cut out</p>

Features

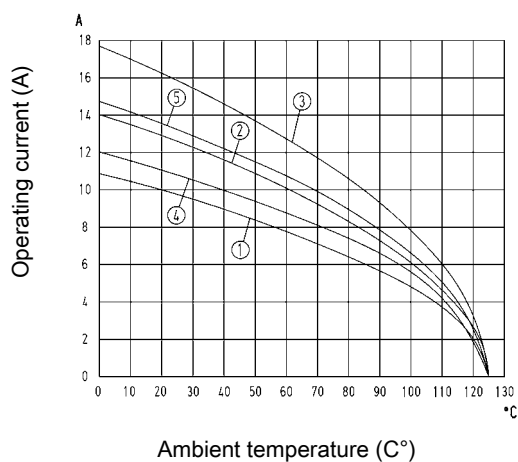
- Highest density of crimping contacts
- Coded insert
- Gold and silver contacts available

Derating

Current carrying capacity

The current carrying capacity of the connectors is limited by the thermal load capability of the contact element material including the connections and the insulating parts. The derating curve is therefore valid for currents which flow constantly (non-intermittent) through each contact element of the connector evenly, without exceeding the allowed maximum temperature.

Measuring and testing techniques acc. to IEC 60512-5-2



- ① Han® 64 EEE / 1.5 mm²
- ② Han® 64 EEE / 2.5 mm²
- ③ Han® 64 EEE / 4 mm²
- ④ Han® 40 EEE / 1.5 mm²
- ⑤ Han® 40 EEE / 2.5 mm²

Technical characteristics

Contacts	40, 64
Electrical data acc. to IEC 61984	16 A 500 V 6 kV 3
Rated current	16 A
Rated voltage	500 V
Rated impulse voltage	6 kV
Pollution degree	3
Insulation resistance	≥10 ¹⁰ Ohm
Limiting temperatures	-40 °C ... 125 °C
Flammability (insert) acc. to UL 94	V 0
Mating cycles	≥500
Material (insert)	polycarbonate
Colour (insert)	RAL 7032 (light grey)

Specifications and approvals

IEC 60664-1
IEC 61984

Details

Internal use in the switch cabinet in conjunction with Han-Snap® (see chapter 11)

Suitable for hoods/housings of series Han® B, Han® M, Han® EMV, Han® HPR, Han® Easy Hood (see chapter 31)

Han® EEE

Size 16 B


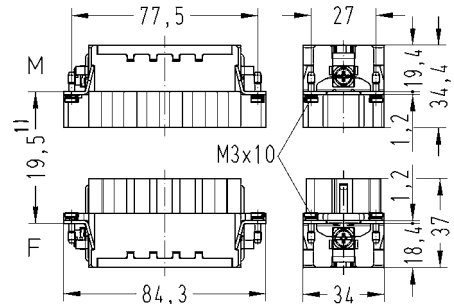

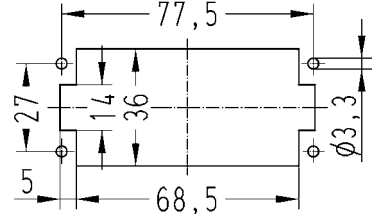


Number of contacts

40+

500 V
16 A


Han
E/EE

Identification	Part number		Drawing Dimensions in mm
	male	female	
Han® EEE, Crimp terminal  Please order crimp contacts separately.	09 32 040 3001	09 32 040 3101	 1) Distance for contact max. 21 mm  Contact arrangement (view from termination side)  Panel cut out




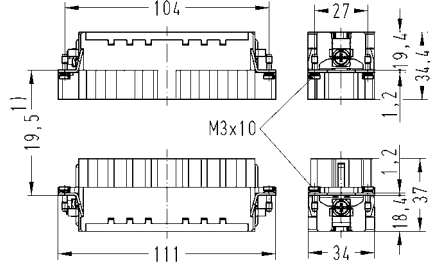
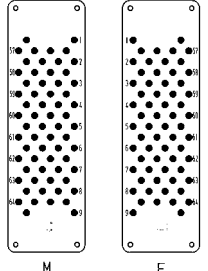
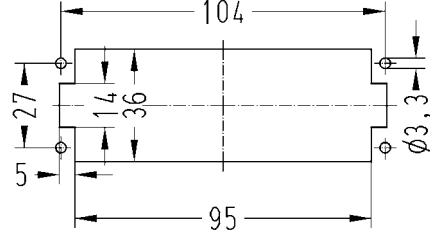
Number of contacts

64+



500 V
16 A

Han
E/EE

Identification	Part number		Drawing Dimensions in mm
	male	female	
<p>Han® EEE, Crimp terminal</p>  <p>Please order crimp contacts separately.</p>	<p>09 32 064 3001</p>	<p>09 32 064 3101</p>	 <p>1) Distance for contact max. 21 mm</p>  <p>Contact arrangement (view from termination side)</p>  <p>Panel cut out</p>

Contacts



Han E/EE

Technical characteristics

Material (contact) copper alloy

Specifications and approvals

IEC 60664-1
IEC 61984

Details

Crimping tools see chapter 90

Remarks on the crimp technique

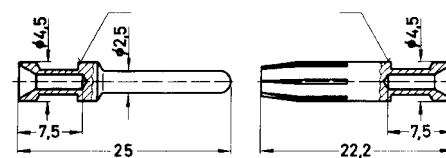
The wire gauges mentioned in the catalogue refer to geometric wire gauges of cables.

Coding pin

Use of the coding pin prevents incorrect mating to other connectors of the same type. The male pin should be omitted from the opposing cavity in the male insert.

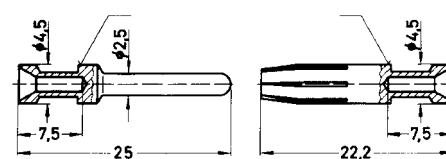
Identification	Wire cross section (mm ²)	Part number	
		male	female
Han E®, Crimp contact, gold plated contacts, contact resistance ≤1 mOhm 	0.14–0.37	09 33 000 6117	09 33 000 6217
	0.5	09 33 000 6122	09 33 000 6222
	0.75	09 33 000 6115	09 33 000 6215
	1	09 33 000 6118	09 33 000 6218
	1.5	09 33 000 6116	09 33 000 6216
	2.5	09 33 000 6123	09 33 000 6223
	4	09 33 000 6119	09 33 000 6221
Han E®, Crimp contact, silver plated contacts, contact resistance ≤1 mOhm 	0.14–0.37	09 33 000 6127	09 33 000 6227
	0.5	09 33 000 6121	09 33 000 6220
	0.75	09 33 000 6114	09 33 000 6214
	1	09 33 000 6105	09 33 000 6205
	1.5	09 33 000 6104	09 33 000 6204
	2.5	09 33 000 6102	09 33 000 6202
	3 4	09 33 000 6106 09 33 000 6107	09 33 000 6206 09 33 000 6207

Drawing
Dimensions in mm



Identification	Wire gauge	Stripping length
no groove	0.14-0.37 mm ² AWG 26-22	7.5 mm
no groove	0.5 mm ² AWG 20	7.5 mm
1 groove*	0.75 mm ² AWG 18	7.5 mm
1 groove	1 mm ² AWG 18	7.5 mm
2 grooves	1.5 mm ² AWG 16	7.5 mm
3 grooves	2.5 mm ² AWG 14	7.5 mm
wide groove	3 mm ² AWG 12	7.5 mm
no groove	4 mm ² AWG 12	7.5 mm

* on the back crimp collar


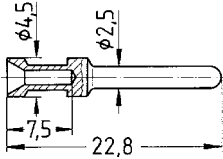

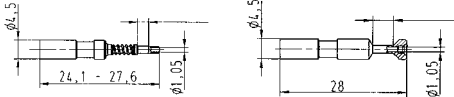

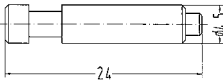


Identification	Wire gauge	Stripping length
no groove	0.14-0.37 mm ² AWG 26-22	7.5 mm
no groove	0.5 mm ² AWG 20	7.5 mm
1 groove*	0.75 mm ² AWG 18	7.5 mm
1 groove	1 mm ² AWG 18	7.5 mm
2 grooves	1.5 mm ² AWG 16	7.5 mm
3 grooves	2.5 mm ² AWG 14	7.5 mm
wide groove	3 mm ² AWG 12	7.5 mm
no groove	4 mm ² AWG 12	7.5 mm

* on the back crimp collar

Contacts



Identification	Wire cross section (mm ²)	Part number		Drawing Dimensions in mm
		male	female	
Han E [®] , Relay contact, silver plated contacts, contact resistance ≤1 mOhm 	0.75 - 1 1.5 2.5	09 33 000 6109 09 33 000 6110 09 33 000 6111		 <p>Stripping length 7.5 mm</p>
Han E [®] , F.O. contact  <p>for 1 mm plastic fibre</p>		20 10 001 3311	20 10 001 3321	 <p>Crimp zone</p>
Han E [®] , Han [®] EE, Han [®] EEE, Coding pin, plastic  <p>for crimp inserts only</p>			09 33 000 9954	

Han E/EE