



Contents	Page
Han [®] 7 D.....	02.2
Han [®] 8 D.....	02.4
Han [®] 15-128 D.....	02.6
Contacts Han D [®]	02.14
Han DD [®]	02.16
Contacts Han DD [®]	02.23

Han
D/DD

Features

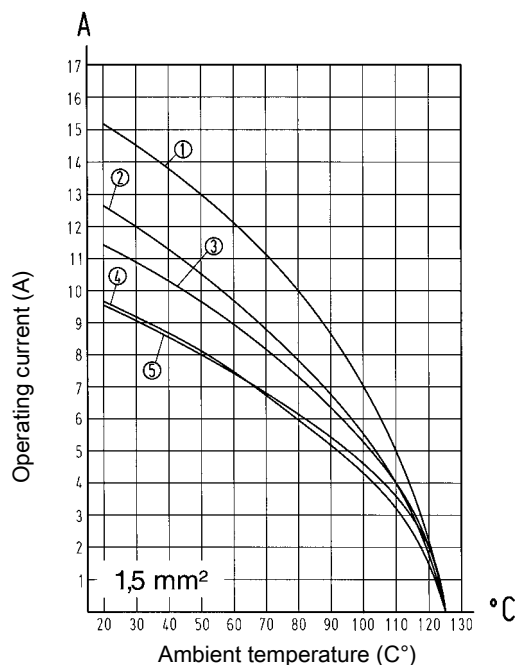
- Innovative Han-Quick Lock® termination technology with reduced wiring times
- Time saving rapid termination by use of crimping contacts
- For requirements up to 250 V / 10 A
- Gold and silver contacts available
- Suitable for thermo- and 1 mm F.O. contacts

Derating

Current carrying capacity

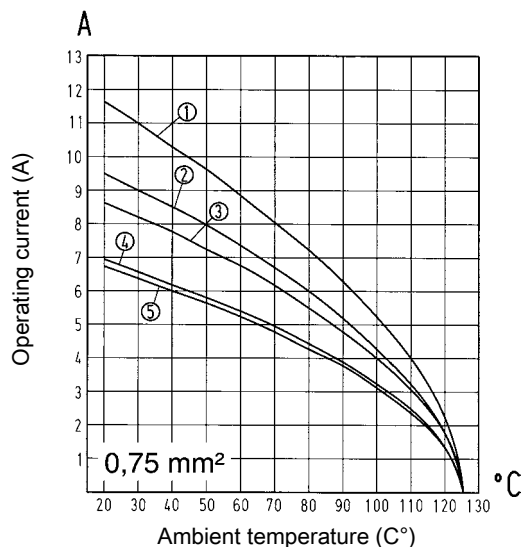
The current carrying capacity of the connectors is limited by the thermal load capability of the contact element material including the connections and the insulating parts. The derating curve is therefore valid for currents which flow constantly (non-intermittent) through each contact element of the connector evenly, without exceeding the allowed maximum temperature.

Measuring and testing techniques acc. to IEC 60512-5-2



- ① Han® 7 D
- ② Han® 15 D
- ③ Han® 25 D
- ④ Han® 40 D
- ⑤ Han® 64 D

Derating



- ① Han® 7 D
- ② Han® 15 D
- ③ Han® 25 D
- ④ Han® 40 D
- ⑤ Han® 64 D

Technical characteristics

Contacts	7
Electrical data acc. to IEC 61984	10 A 250 V 4 kV 3
Rated current	10 A
Rated voltage	250 V
Rated impulse voltage	4 kV
Pollution degree	3
Rated voltage acc. to UL	600 V
Insulation resistance	$\geq 10^{10}$ Ohm
Limiting temperatures	-40 °C ... 125 °C
Flammability (insert) acc. to UL 94	HB
Mating cycles	≥ 500
Material (insert)	polyamide
Colour (insert)	RAL 7032 (light grey)
Material (seal)	NBR
Material (contact)	copper alloy

Specifications and approvals

IEC 60664-1
IEC 61984
EN 175301-801



Han® 7 D

Size 3 A


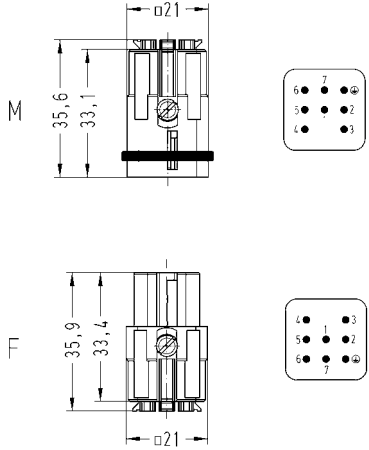

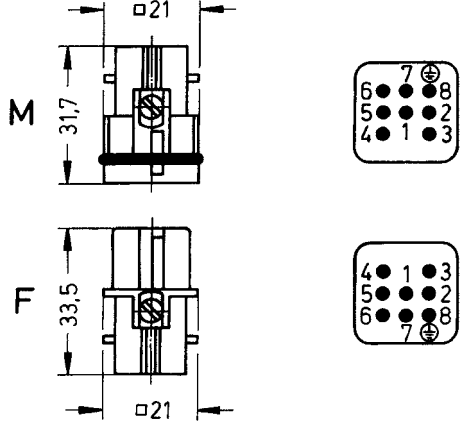


Number of contacts

7+

250 V
10 A

Han
D/DD

Identification	Wire cross section (mm²)	Part number male female		Drawing Dimensions in mm
<p> Han-Quick Lock® Han D®, Han-Quick Lock® termination, silver plated contacts, contact resistance ≤3 mOhm</p>  <p>only for thermoplastic hoods/ housings</p>	0.25 – 1.5	09 21 007 2632	09 21 007 2732	 <p>Contact arrangement (view from termination side)</p>
<p>Han D®, Crimp terminal</p>  <p>Please order crimp contacts separately. only for thermoplastic hoods/ housings</p>		09 21 007 3031	09 21 007 3131	 <p>Contact arrangement (view from termination side)</p>



Features

- Innovative Han-Quick Lock® termination technology with reduced wiring times
- Time saving rapid termination by use of crimping contacts
- Gold and silver contacts available
- Insert suitable for metal hoods and housings size Han® 3 A
- High density of contacts

Han
D/DD

Technical characteristics

Contacts	8
Electrical data acc. to IEC 61984	10 A 50 V 0.8 kV 3
Rated current	10 A
Rated voltage	50 V
Rated impulse voltage	0.8 kV
Pollution degree	3
Rated voltage AC	50 V
Rated voltage DC	120 V
Rated voltage acc. to UL	50 V
Rated voltage acc. to CSA	50 V
Insulation resistance	≥10 ¹⁰ Ohm
Limiting temperatures	-40 °C ... 125 °C
Flammability (insert) acc. to UL 94	HB
Mating cycles	≥500
Material (insert)	polyamide
Colour (insert)	RAL 7032 (light grey)
Material (seal)	NBR
Material (contact)	copper alloy

Specifications and approvals

IEC 60664-1
IEC 61984
EN 175301-801



Han® 8 D

Size 3 A



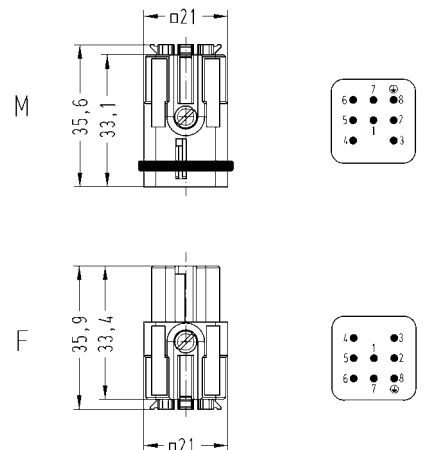

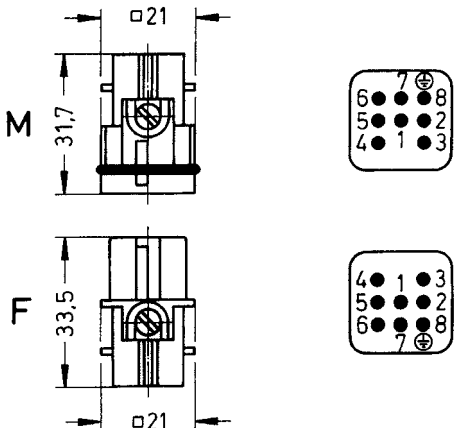


Number of contacts

8

~ 50 V
 - 120 V
 50 V
 10 A

Han
 D/DD

Identification	Wire cross section (mm ²)	Part number male female		Drawing Dimensions in mm
<p> Han-Quick Lock® Han D®, Han-Quick Lock® termination, silver plated contacts, contact resistance ≤3 mOhm</p>  <p>for thermoplastics and metal hoods/housings</p>	<p>0.25 – 1.5</p>	<p>09 36 008 2632</p>	<p>09 36 008 2732</p>	 <p>Dimensions: M (35.6, 33.1), F (35.9, 33.4), diameter (21)</p> <p>Contact arrangement (view from termination side)</p>
<p>Han D®, Crimp terminal</p>  <p>Please order crimp contacts separately. for thermoplastics and metal hoods/housings</p>		<p>09 36 008 3001</p>	<p>09 36 008 3101</p>	 <p>Dimensions: M (31.7), F (33.5), diameter (21)</p> <p>Contact arrangement (view from termination side)</p>

Han® 15-128 D

Features

- High density of contacts
- For requirements up to 250 V / 10 A
- Time saving rapid termination by use of crimping contacts
- Gold and silver contacts available
- Suitable for thermo- and 1 mm F.O. contacts

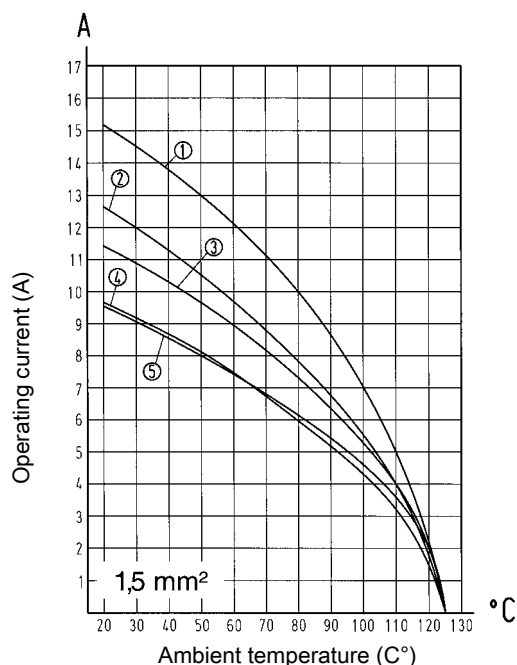
Han
D/DD

Derating

Current carrying capacity

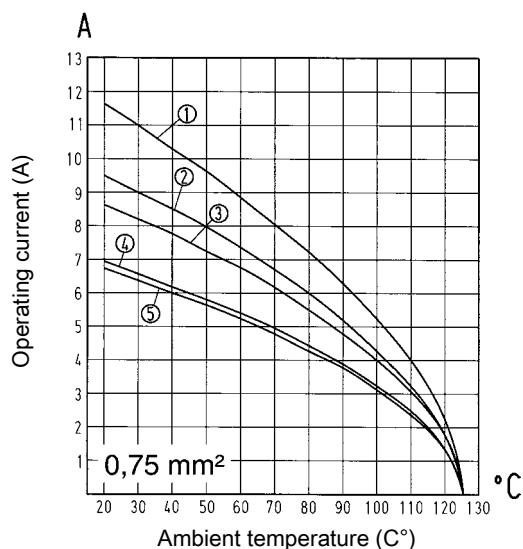
The current carrying capacity of the connectors is limited by the thermal load capability of the contact element material including the connections and the insulating parts. The derating curve is therefore valid for currents which flow constantly (non-intermittent) through each contact element of the connector evenly, without exceeding the allowed maximum temperature.

Measuring and testing techniques acc. to IEC 60512-5-2



- ① Han® 7 D
- ② Han® 15 D
- ③ Han® 25 D
- ④ Han® 40 D
- ⑤ Han® 64 D

Derating



- ① Han® 7 D
- ② Han® 15 D
- ③ Han® 25 D
- ④ Han® 40 D
- ⑤ Han® 64 D

Technical characteristics

Contacts	15, 25, 40, 50, 64, 80, 128
Electrical data acc. to IEC 61984	10 A 250 V 4 kV 3
Rated current	10 A
Rated voltage	250 V
Rated impulse voltage	4 kV
Pollution degree	3
Rated voltage acc. to UL	600 V
Rated voltage acc. to CSA	600 V
Insulation resistance	≥10 ¹⁰ Ohm
Limiting temperatures	-40 °C ... 125 °C
Flammability (insert) acc. to UL 94	HB, V 0
Mating cycles	≥500
Material (insert)	polyamide, polycarbonate
Colour (insert)	RAL 7032 (light grey)
Dimensions wire wrap post	1 x 1 mm, length 22 mm
Material (contact)	copper alloy

Specifications and approvals

IEC 60664-1
IEC 61984
EN 175301-801



Details

Han® 40 and 64 D made of polycarbonate (flammability acc. to UL 94: V 0)

ATTENTION! Guide pins and bushes are prescribed (see chapter 80).

Han® 15 D

Size 10 A


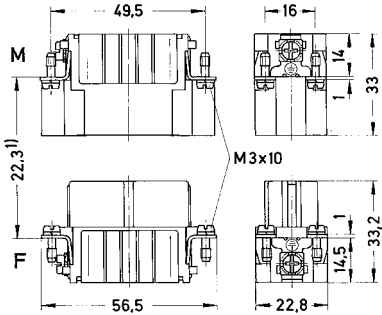

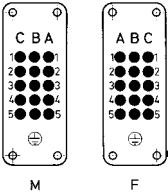
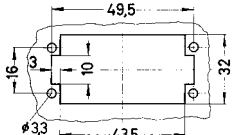


Number of contacts

15+

250 V
10 A

Han
D/DD

Identification	Part number		Drawing Dimensions in mm
	male	female	
<p>Han D®, Crimp terminal</p>  <p>Please order crimp contacts separately.</p>	09 21 015 3001	09 21 015 3101	 <p>¹⁾ Distance for contact max. 24 mm</p>
<p>Han D®, Wrap terminal, contact resistance ≤3 mOhm</p> 	09 21 015 2601	09 21 015 2701	 <p>Contact arrangement (view from termination side)</p>  <p>Panel cut out for inserts for use without hoods/housings</p>

Han® 25 D

Size 16 A


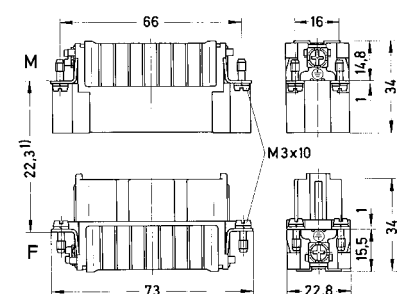

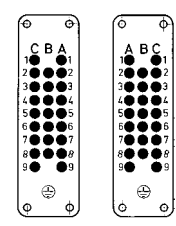
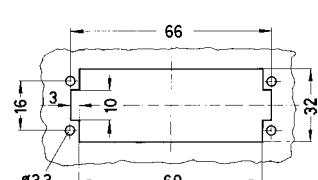


Number of contacts

25+

250 V
10 A

Han
D/DD

Identification	Part number		Drawing Dimensions in mm
	male	female	
<p>Han D®, Crimp terminal</p>  <p>Please order crimp contacts separately.</p>	09 21 025 3001	09 21 025 3101	 <p>¹⁾ Distance for contact max. 24 mm</p>
<p>Han D®, Wrap terminal, contact resistance ≤3 mOhm</p> 	09 21 025 2601	09 21 025 2701	 <p>Contact arrangement (view from termination side)</p>  <p>Panel cut out for inserts for use without hoods/housings</p>

Han® 40 D

Size 16 B


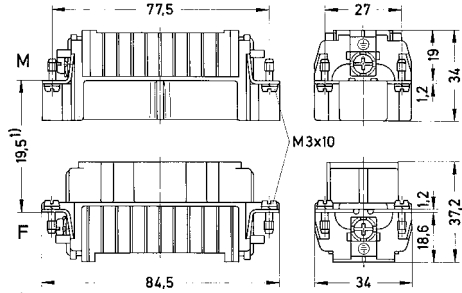


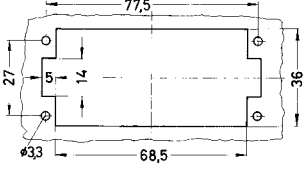


Number of contacts

40+

250 V
10 A

Han
D/DD

Identification	Part number male female		Drawing Dimensions in mm
<p>Han D®, Crimp terminal</p>  <p>Please order crimp contacts separately.</p>	09 21 040 3001	09 21 040 3101	 <p>1) Distance for contact max. 21 mm</p>
<p>Han D®, Wrap terminal, contact resistance ≤3 mOhm</p> 	09 21 040 2601	09 21 040 2701	 <p>Contact arrangement (view from termination side)</p>  <p>Panel cut out for inserts for use without hoods/housings</p>

Han® 50 D

Size 32 A


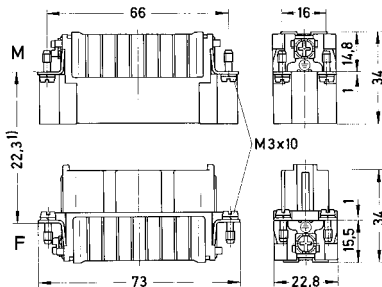

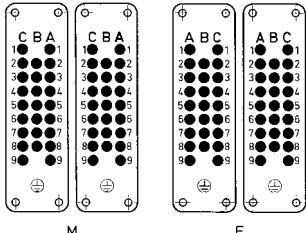
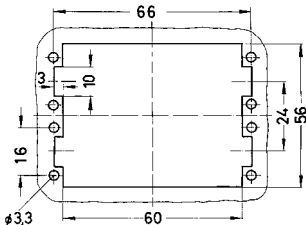


Number of contacts

50+

250 V
10 A

Han
D/DD

Identification	Part number		Drawing Dimensions in mm
	male	female	
<p>Han D®, Crimp terminal</p>  <p>Please order crimp contacts separately. Please order two inserts for a complete assembly!</p>	09 21 025 3001	09 21 025 3101	 <p>¹⁾ Distance for contact max. 24 mm</p>
<p>Han D®, Wrap terminal, contact resistance ≤3 mOhm</p>  <p>Please order two inserts for a complete assembly!</p>	09 21 025 2601	09 21 025 2701	 <p>Contact arrangement (view from termination side)</p>  <p>Panel cut out for inserts for use without hoods/housings</p>

Han® 64 D

Size 24 B


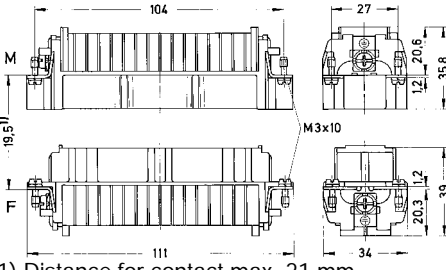


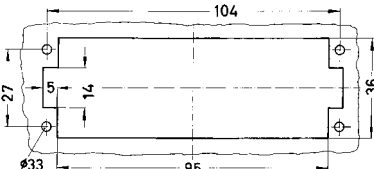


Number of contacts

64+

250 V
10 A

Han
D/DD

Identification	Part number male female		Drawing Dimensions in mm
<p>Han D®, Crimp terminal</p>  <p>Please order crimp contacts separately.</p>	09 21 064 3001	09 21 064 3101	 <p>1) Distance for contact max. 21 mm</p>
<p>Han D®, Wrap terminal, contact resistance ≤3 mOhm</p> 	09 21 064 2601	09 21 064 2701	 <p>Contact arrangement (view from termination side)</p>  <p>Panel cut out for inserts for use without hoods/housings</p>

Han® 80 D

Size 32 B


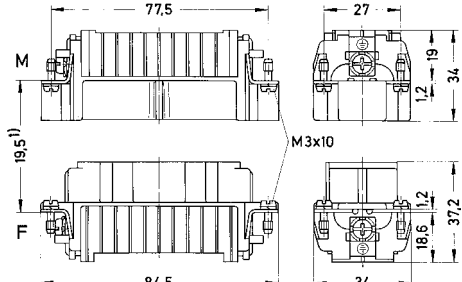

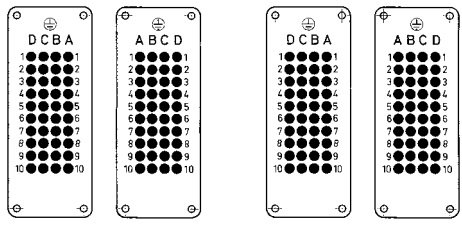
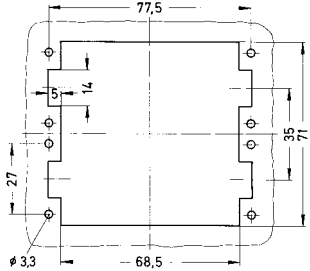


Number of contacts

80+

250 V
10 A

Han
D/DD

Identification	Part number male female		Drawing Dimensions in mm
<p>Han D®, Crimp terminal</p>  <p>Please order crimp contacts separately. Please order two inserts for a complete assembly!</p>	09 21 040 3001	09 21 040 3101	 <p>1) Distance for contact max. 21 mm</p>
<p>Han D®, Wrap terminal, contact resistance ≤3 mOhm</p>  <p>Please order two inserts for a complete assembly!</p>	09 21 040 2601	09 21 040 2701	 <p>Contact arrangement (view from termination side)</p>  <p>Panel cut out for inserts for use without hoods/housings</p>


Han® 128 D

Size 48 B




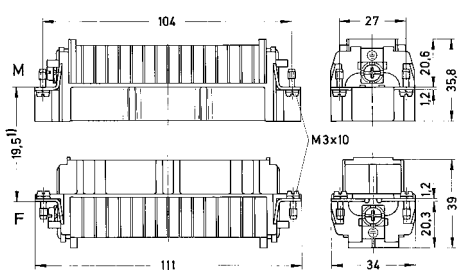


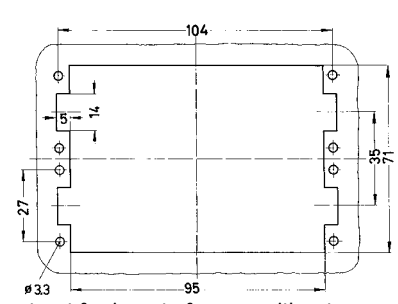
Number of contacts

128+



250 V
10 A

Han
D/DD

Identification	Part number		Drawing Dimensions in mm
	male	female	
<p>Han D®, Crimp terminal</p>  <p>Please order crimp contacts separately. Please order two inserts for a complete assembly!</p>	09 21 064 3001	09 21 064 3101	 <p>1) Distance for contact max. 21 mm</p>
<p>Han D®, Wrap terminal, contact resistance ≤3 mOhm</p>  <p>Please order two inserts for a complete assembly!</p>	09 21 064 2601	09 21 064 2701	 <p>Contact arrangement (view from termination side)</p>  <p>Panel cut out for inserts for use without hoods/housings</p>

Contacts Han D®

Han D/DD

Technical characteristics

Material (contact) copper alloy

Specifications and approvals

IEC 60664-1
IEC 61984

Details


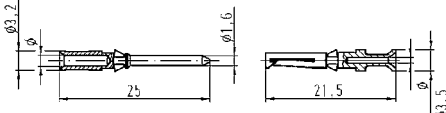

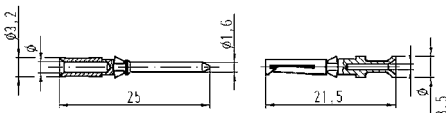

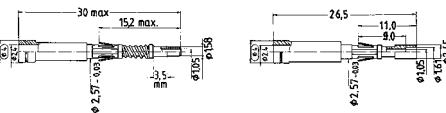
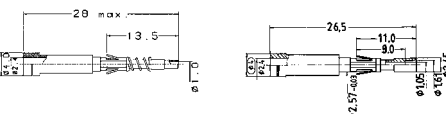
Crimping tools see chapter 90

Remarks on the crimp technique

The wire gauges mentioned in the catalogue refer to geometric wire gauges of cables.


Coding pin

Use of the coding pin prevents incorrect mating to other connectors of the same type. The male pin should be omitted from the opposing cavity in the male insert.

Identification	Wire cross section (mm ²)	Part number		Drawing Dimensions in mm																					
		male	female																						
Han D®, Crimp contact, gold plated contacts, contact resistance ≤3 mOhm 	0.14–0.37	09 15 000 6124	09 15 000 6224	 <table border="1" data-bbox="1013 1142 1460 1310"> <thead> <tr> <th>Wire gauge</th> <th>∅</th> <th>Stripping length</th> </tr> </thead> <tbody> <tr> <td>0.14-0.37 mm² AWG 26-22</td> <td>0.9 mm</td> <td>8 mm</td> </tr> <tr> <td>0.5 mm² AWG 20</td> <td>1.1 mm</td> <td>8 mm</td> </tr> <tr> <td>0.75 mm² AWG 18</td> <td>1.3 mm</td> <td>8 mm</td> </tr> <tr> <td>1 mm² AWG 18</td> <td>1.45 mm</td> <td>8 mm</td> </tr> <tr> <td>1.5 mm² AWG 16</td> <td>1.75 mm</td> <td>8 mm</td> </tr> <tr> <td>2.5 mm² AWG 14</td> <td>2.25 mm</td> <td>6 mm</td> </tr> </tbody> </table>	Wire gauge	∅	Stripping length	0.14-0.37 mm ² AWG 26-22	0.9 mm	8 mm	0.5 mm ² AWG 20	1.1 mm	8 mm	0.75 mm ² AWG 18	1.3 mm	8 mm	1 mm ² AWG 18	1.45 mm	8 mm	1.5 mm ² AWG 16	1.75 mm	8 mm	2.5 mm ² AWG 14	2.25 mm	6 mm
	Wire gauge	∅	Stripping length																						
	0.14-0.37 mm ² AWG 26-22	0.9 mm	8 mm																						
	0.5 mm ² AWG 20	1.1 mm	8 mm																						
	0.75 mm ² AWG 18	1.3 mm	8 mm																						
	1 mm ² AWG 18	1.45 mm	8 mm																						
1.5 mm ² AWG 16	1.75 mm	8 mm																							
2.5 mm ² AWG 14	2.25 mm	6 mm																							
0.5	09 15 000 6123	09 15 000 6223																							
0.75	09 15 000 6125	09 15 000 6225																							
1	09 15 000 6122	09 15 000 6222																							
1.5	09 15 000 6121	09 15 000 6221																							
2.5	09 15 000 6126	09 15 000 6226																							
Han D®, Crimp contact, silver plated contacts, contact resistance ≤3 mOhm 	0.14–0.37	09 15 000 6104	09 15 000 6204	 <table border="1" data-bbox="1013 1500 1460 1668"> <thead> <tr> <th>Wire gauge</th> <th>∅</th> <th>Stripping length</th> </tr> </thead> <tbody> <tr> <td>0.14-0.37 mm² AWG 26-22</td> <td>0.9 mm</td> <td>8 mm</td> </tr> <tr> <td>0.5 mm² AWG 20</td> <td>1.1 mm</td> <td>8 mm</td> </tr> <tr> <td>0.75 mm² AWG 18</td> <td>1.3 mm</td> <td>8 mm</td> </tr> <tr> <td>1 mm² AWG 18</td> <td>1.45 mm</td> <td>8 mm</td> </tr> <tr> <td>1.5 mm² AWG 16</td> <td>1.75 mm</td> <td>8 mm</td> </tr> <tr> <td>2.5 mm² AWG 14</td> <td>2.25 mm</td> <td>6 mm</td> </tr> </tbody> </table>	Wire gauge	∅	Stripping length	0.14-0.37 mm ² AWG 26-22	0.9 mm	8 mm	0.5 mm ² AWG 20	1.1 mm	8 mm	0.75 mm ² AWG 18	1.3 mm	8 mm	1 mm ² AWG 18	1.45 mm	8 mm	1.5 mm ² AWG 16	1.75 mm	8 mm	2.5 mm ² AWG 14	2.25 mm	6 mm
	Wire gauge	∅	Stripping length																						
	0.14-0.37 mm ² AWG 26-22	0.9 mm	8 mm																						
	0.5 mm ² AWG 20	1.1 mm	8 mm																						
	0.75 mm ² AWG 18	1.3 mm	8 mm																						
	1 mm ² AWG 18	1.45 mm	8 mm																						
1.5 mm ² AWG 16	1.75 mm	8 mm																							
2.5 mm ² AWG 14	2.25 mm	6 mm																							
0.5	09 15 000 6103	09 15 000 6203																							
0.75	09 15 000 6105	09 15 000 6205																							
1	09 15 000 6102	09 15 000 6202																							
1.5	09 15 000 6101	09 15 000 6201																							
2.5	09 15 000 6106	09 15 000 6206																							
F.O. contact  for 1 mm plastic fibre		20 10 001 3212 20 10 001 3213	20 10 001 3222	 <p>20 10 001 3212 + 20 10 001 3222 for Han® 7 D, Han® 8 D, Han® 40 D, Han® 64 D, Han® 80 D, Han® 128 D</p>  <p>20 10 001 3213 + 20 10 001 3222 for Han® 15 D, Han® 25 D, Han® 50 D</p>																					

Contacts Han D®



Identification	Wire cross section (mm²)	Part number		Drawing Dimensions in mm
		male	female	
Han D®, Han DD®, Coding pin, plastic  only for crimp termination with loss of one contact			09 33 000 9915	

Han
D/DD

Features

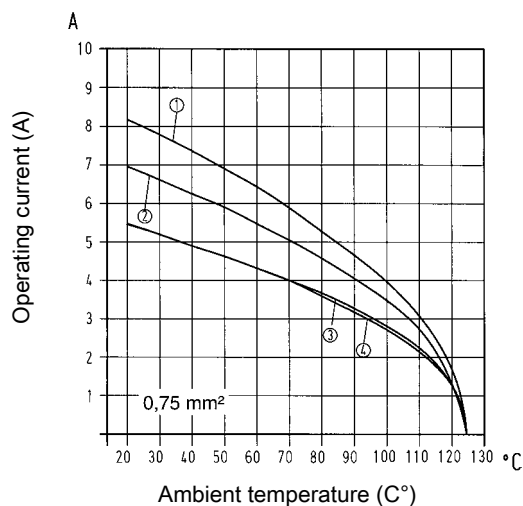
- High density of contacts
- For requirements up to 250 V / 10 A
- Time saving rapid termination by use of crimping contacts
- Gold and silver contacts available
- Suitable for thermo- and 1 mm F.O. contacts

Derating

Current carrying capacity

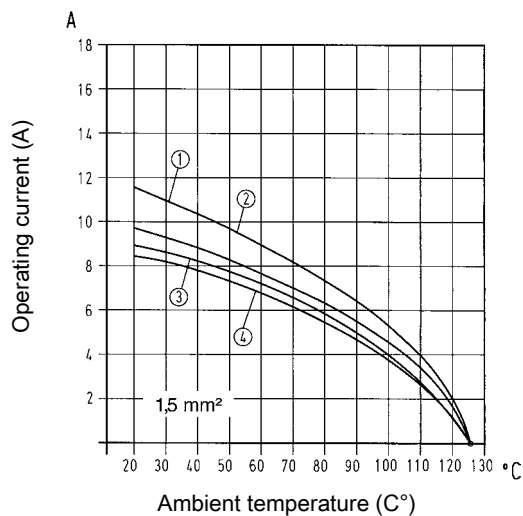
The current carrying capacity of the connectors is limited by the thermal load capability of the contact element material including the connections and the insulating parts. The derating curve is therefore valid for currents which flow constantly (non-intermittent) through each contact element of the connector evenly, without exceeding the allowed maximum temperature.

Measuring and testing techniques acc. to IEC 60512-5-2



- ① Han® 24 DD
- ② Han® 42 DD
- ③ Han® 72 DD
- ④ Han® 108 DD

Derating



- ① Han® 24 DD
- ② Han® 42 DD
- ③ Han® 72 DD
- ④ Han® 108 DD

Technical characteristics

Contacts	24, 42, 72, 108, 144, 216
Electrical data acc. to IEC 61984	10 A 250 V 4 kV 3
Rated current	10 A
Rated voltage	250 V
Rated impulse voltage	4 kV
Pollution degree	3
Rated voltage acc. to UL	600 V
Rated voltage acc. to CSA	600 V
Insulation resistance	≥10 ¹⁰ Ohm
Limiting temperatures	-40 °C ... 125 °C
Flammability (insert) acc. to UL 94	V 0
Mating cycles	≥500
Material (insert)	polycarbonate
Colour (insert)	RAL 7032 (light grey)

Specifications and approvals

IEC 60664-1
IEC 61984



Details

Guide pins and bushes are recommended (see chapter 80).

Han[®] 24 DD

Size 6 B


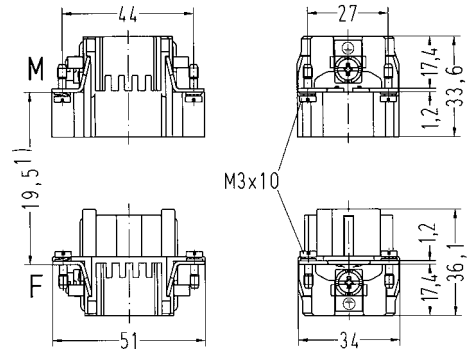
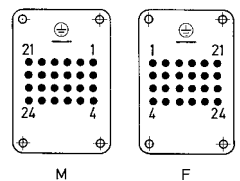
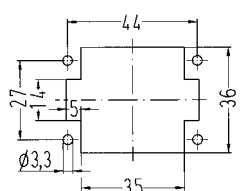


Number of contacts

24+

250 V
10 A

Han
D/DD

Identification	Part number		Drawing Dimensions in mm
	male	female	
<p>Han DD[®], Crimp terminal</p>  <p>Please order crimp contacts separately.</p>	09 16 024 3001	09 16 024 3101	 <p>1) Distance for contact max. 21 mm</p>  <p>Contact arrangement (view from termination side)</p>  <p>Panel cut out for inserts for use without hoods/housings</p>

Han® 42 DD

Size 10 B



Number of contacts

42+

250 V
10 A

Han
D/DD

Identification	Part number		Drawing Dimensions in mm
	male	female	

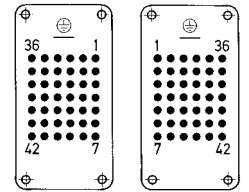
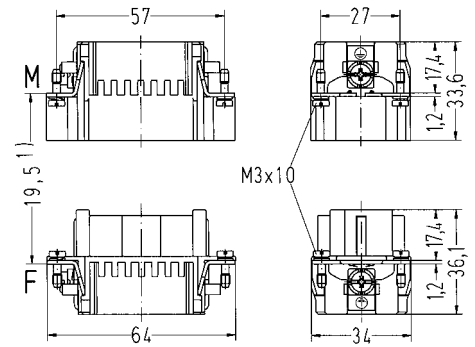
Han DD®,
Crimp terminal



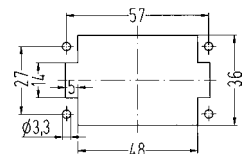
Please order crimp contacts separately.

09 16 042 3001

09 16 042 3101



Contact arrangement (view from termination side)



Panel cut out for inserts for use without hoods/housings

Han® 72 DD

Size 16 B


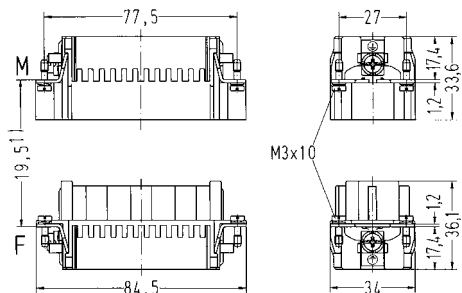
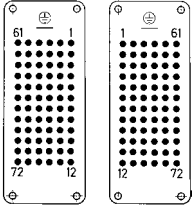
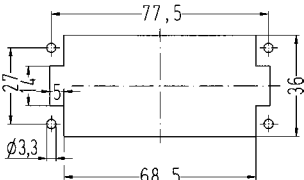


Number of contacts

72+

250 V
10 A

Han
D/DD

Identification	Part number		Drawing Dimensions in mm
	male	female	
Han DD®, Crimp terminal  Please order crimp contacts separately.	09 16 072 3001	09 16 072 3101	 <p>1) Distance for contact max. 21 mm</p>  <p>Contact arrangement (view from termination side)</p>  <p>Panel cut out for inserts for use without hoods/housings</p>


Han® 108 DD

Size 24 B




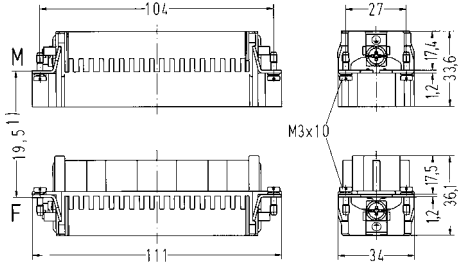

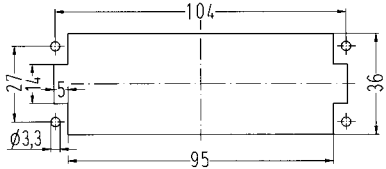
Number of contacts

108+



250 V
10 A

Han
D/DD

Identification	Part number		Drawing Dimensions in mm
	male	female	
Han DD®, Crimp terminal  Please order crimp contacts separately.	09 16 108 3001	09 16 108 3101	 1) Distance for contact max. 21 mm
			 Contact arrangement (view from termination side)
			 Panel cut out for inserts for use without hoods/housings

Han® 144 DD

Size 32 B


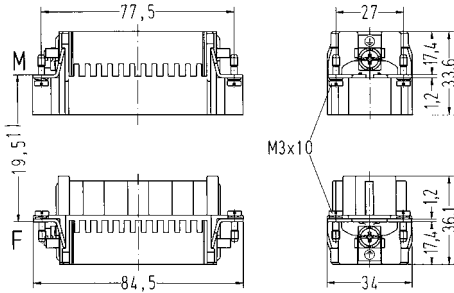

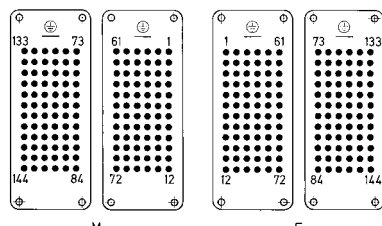
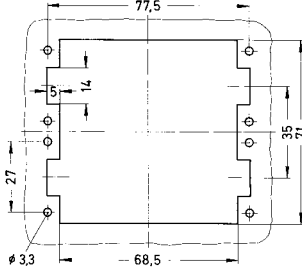


Number of contacts

144+

250 V
10 A

Han
D/DD

Identification	Part number		Drawing Dimensions in mm
	male	female	
<p>Han DD®, Crimp terminal, 1 - 72</p>  <p>Please order crimp contacts separately. Please order two inserts for a complete assembly!</p>	09 16 072 3001	09 16 072 3101	 <p>1) Distance for contact max. 21 mm</p>
<p>Han DD®, Crimp terminal, 73 - 144</p>  <p>Please order crimp contacts separately. Please order two inserts for a complete assembly!</p>	09 16 072 3011	09 16 072 3111	 <p>Contact arrangement (view from termination side)</p>  <p>Panel cut out for inserts for use without hoods/housings</p>

Han® 216 DD

Size 48 B


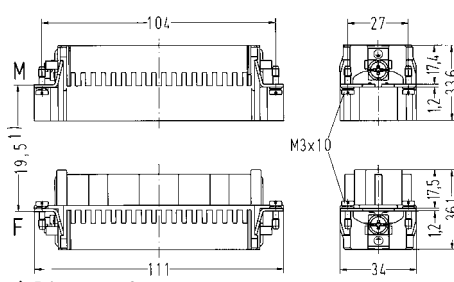

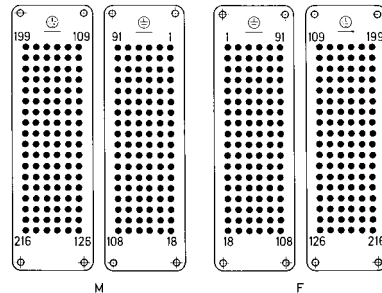
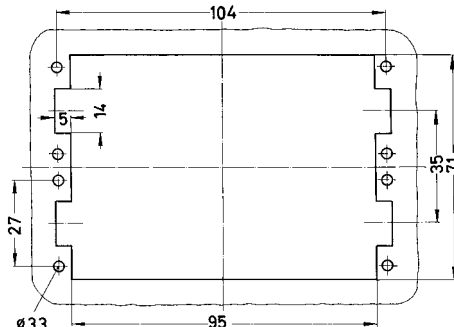


Number of contacts

216+

250 V
10 A

Han
D/DD

Identification	Part number		Drawing Dimensions in mm
	male	female	
<p>Han DD®, Crimp terminal, 1 - 108</p>  <p>Please order crimp contacts separately. Please order two inserts for a complete assembly!</p>	09 16 108 3001	09 16 108 3101	 <p>1) Distance for contact max. 21 mm</p>
<p>Han DD®, Crimp terminal, 109 - 216</p>  <p>Please order crimp contacts separately. Please order two inserts for a complete assembly!</p>	09 16 108 3011	09 16 108 3111	 <p>Contact arrangement (view from termination side)</p>  <p>Panel cut out for inserts for use without hoods/housings</p>

Contacts Han DD®



Han
D/DD

Technical characteristics

Material (contact) copper alloy

Specifications and approvals

IEC 60664-1
IEC 61984

Details


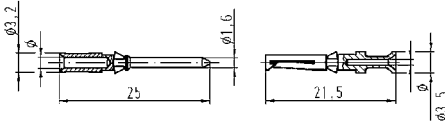

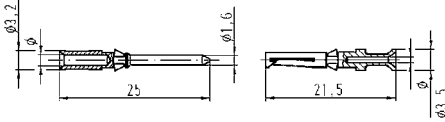

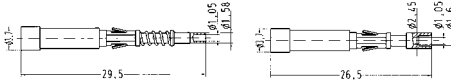

Crimping tools see chapter 90

Remarks on the crimp technique

The wire gauges mentioned in the catalogue refer to geometric wire gauges of cables.

Coding pin

Use of the coding pin prevents incorrect mating to other connectors of the same type. The male pin should be omitted from the opposing cavity in the male insert.

Identification	Wire cross section (mm ²)	Part number		Drawing Dimensions in mm																					
		male	female																						
Han D®, Crimp contact, gold plated contacts, contact resistance ≤3 mOhm 	0.14–0.37	09 15 000 6124	09 15 000 6224	 <table border="1" data-bbox="1037 1142 1497 1303"> <thead> <tr> <th>Wire gauge</th> <th>∅</th> <th>Stripping length</th> </tr> </thead> <tbody> <tr> <td>0.14-0.37 mm² AWG 26-22</td> <td>0.9 mm</td> <td>8 mm</td> </tr> <tr> <td>0.5 mm² AWG 20</td> <td>1.1 mm</td> <td>8 mm</td> </tr> <tr> <td>0.75 mm² AWG 18</td> <td>1.3 mm</td> <td>8 mm</td> </tr> <tr> <td>1 mm² AWG 18</td> <td>1.45 mm</td> <td>8 mm</td> </tr> <tr> <td>1.5 mm² AWG 16</td> <td>1.75 mm</td> <td>8 mm</td> </tr> <tr> <td>2.5 mm² AWG 14</td> <td>2.25 mm</td> <td>6 mm</td> </tr> </tbody> </table>	Wire gauge	∅	Stripping length	0.14-0.37 mm ² AWG 26-22	0.9 mm	8 mm	0.5 mm ² AWG 20	1.1 mm	8 mm	0.75 mm ² AWG 18	1.3 mm	8 mm	1 mm ² AWG 18	1.45 mm	8 mm	1.5 mm ² AWG 16	1.75 mm	8 mm	2.5 mm ² AWG 14	2.25 mm	6 mm
	Wire gauge	∅	Stripping length																						
	0.14-0.37 mm ² AWG 26-22	0.9 mm	8 mm																						
	0.5 mm ² AWG 20	1.1 mm	8 mm																						
	0.75 mm ² AWG 18	1.3 mm	8 mm																						
	1 mm ² AWG 18	1.45 mm	8 mm																						
1.5 mm ² AWG 16	1.75 mm	8 mm																							
2.5 mm ² AWG 14	2.25 mm	6 mm																							
0.5	09 15 000 6123	09 15 000 6223																							
0.75	09 15 000 6125	09 15 000 6225																							
1	09 15 000 6122	09 15 000 6222																							
1.5	09 15 000 6121	09 15 000 6221																							
2.5	09 15 000 6126	09 15 000 6226																							
Han D®, Crimp contact, silver plated contacts, contact resistance ≤3 mOhm 	0.14–0.37	09 15 000 6104	09 15 000 6204	 <table border="1" data-bbox="1037 1509 1497 1671"> <thead> <tr> <th>Wire gauge</th> <th>∅</th> <th>Stripping length</th> </tr> </thead> <tbody> <tr> <td>0.14-0.37 mm² AWG 26-22</td> <td>0.9 mm</td> <td>8 mm</td> </tr> <tr> <td>0.5 mm² AWG 20</td> <td>1.1 mm</td> <td>8 mm</td> </tr> <tr> <td>0.75 mm² AWG 18</td> <td>1.3 mm</td> <td>8 mm</td> </tr> <tr> <td>1 mm² AWG 18</td> <td>1.45 mm</td> <td>8 mm</td> </tr> <tr> <td>1.5 mm² AWG 16</td> <td>1.75 mm</td> <td>8 mm</td> </tr> <tr> <td>2.5 mm² AWG 14</td> <td>2.25 mm</td> <td>6 mm</td> </tr> </tbody> </table>	Wire gauge	∅	Stripping length	0.14-0.37 mm ² AWG 26-22	0.9 mm	8 mm	0.5 mm ² AWG 20	1.1 mm	8 mm	0.75 mm ² AWG 18	1.3 mm	8 mm	1 mm ² AWG 18	1.45 mm	8 mm	1.5 mm ² AWG 16	1.75 mm	8 mm	2.5 mm ² AWG 14	2.25 mm	6 mm
	Wire gauge	∅	Stripping length																						
	0.14-0.37 mm ² AWG 26-22	0.9 mm	8 mm																						
	0.5 mm ² AWG 20	1.1 mm	8 mm																						
	0.75 mm ² AWG 18	1.3 mm	8 mm																						
	1 mm ² AWG 18	1.45 mm	8 mm																						
1.5 mm ² AWG 16	1.75 mm	8 mm																							
2.5 mm ² AWG 14	2.25 mm	6 mm																							
0.5	09 15 000 6103	09 15 000 6203																							
0.75	09 15 000 6105	09 15 000 6205																							
1	09 15 000 6102	09 15 000 6202																							
1.5	09 15 000 6101	09 15 000 6201																							
2.5	09 15 000 6106	09 15 000 6206																							
F.O. contact  for 1 mm plastic fibre		20 10 001 3211	20 10 001 3221	 20 10 001 3211 + 20 10 001 3221																					
Han D®, Han DD®, Coding pin, plastic  only for crimp termination with loss of one contact			09 33 000 9915																						



Modified contact arrangements

Modified contact arrangement

The connector series Han DD® and Han D® equipped with all contacts may be used for voltages up to 250 V, pollution degree 3. A modified contact loading arrangement permits use up to 500 V also in the same pollution degree.

According to DIN EN 61 984 connectors should not be coupled or decoupled under electrical load.

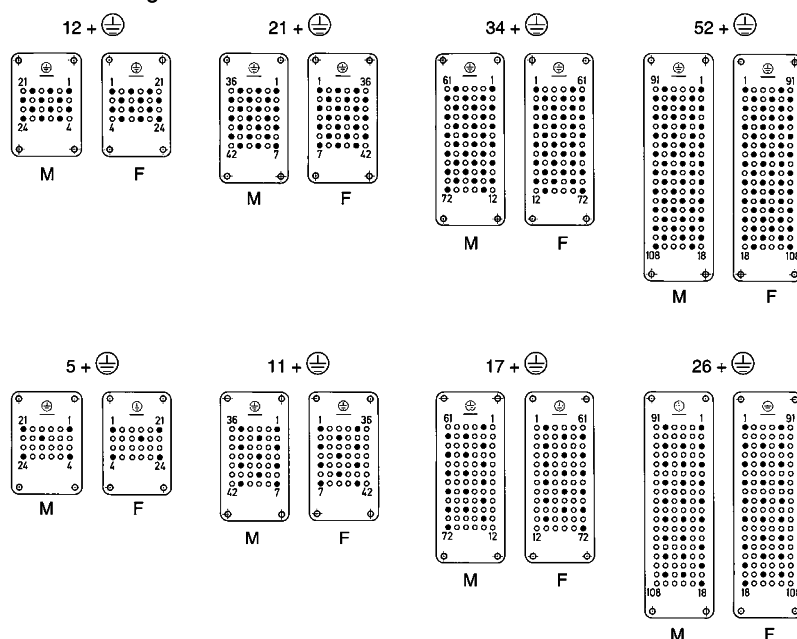
Han D/DD

Series Han DD®

Rated current 10 A 400 V 6 kV 3
 Rated voltage 400 V
 Rated impulse voltage 6 kV
 Pollution degree 3

Rated current 10 A 500 V 6 kV 3
 Rated voltage 500 V
 Rated impulse voltage 6 kV
 Pollution degree 3

Contact arrangement view from termination side

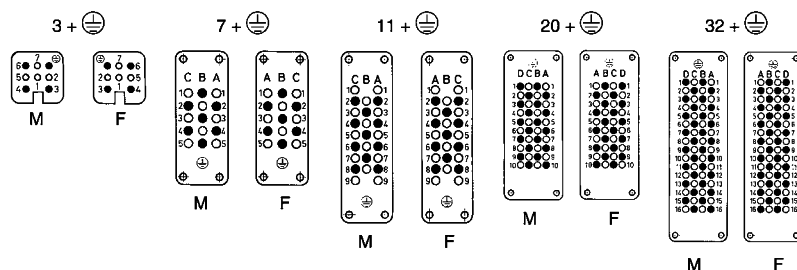


● Working contact ○ Without contact M - Male insert F - Female insert

Series Han D®

Rated current 10 A 500 V 6 kV 3
 Rated voltage 500 V
 Rated impulse voltage 6 kV
 Pollution degree 3

Contact arrangement view from termination side



● Working contact ○ Without contact M - Male insert F - Female insert